

## Towards the sustainable agriculture network



Sustainability report  
2022

Our commitment to operating sustainably and establishing Viterra as the sustainable network is an integral part of our business.





# Contents

## Overview

- 2 A message from our Chief Executive Officer
- 4 2022 highlights
- 5 About this report
- 6 Who we are
- 8 What we do
- 10 Our network
- 12 Our sustainability approach
- 14 Our focus areas and commitments
- 20 Governance, accountability and transparency
- 26 Stakeholder collaboration and engagement
- 28 Alignment with Sustainable Development Goals
- 29 Our people

## Pillars

- 33 Health and safety
- 41 Environment
- 57 Community
- 63 Human rights
- 67 Food and feed safety

## Other

- 71 Key performance indicators
- 74 Assurance report of the independent auditor

# A message from our Chief Executive Officer



**As a world leader in the agriculture industry, we have a responsibility to care for our people, our communities and our environment, ensuring the continued supply of food is achieved sustainably, for generations to come.**

Health and safety remains a primary focus for our business. In 2018, we set ourselves a target to reduce injuries by 50% by the end of 2023. I am pleased to report we achieved this target in 2022, with a 50% reduction in our total recordable injury frequency rate (TRIFR) over four years. The improvements we have seen in our safety performance is a testament to our people doing their jobs exceptionally well, and responsibly.

This year, we have had a greater focus on environmental sustainability.

Our long-term success lies in meeting ambitious targets, including a reduced reliance on fossil-based fuels and associated carbon emissions, as well as ensuring the products we handle originate from sustainable sources. Our focus is not only on our own operations, we are also concentrating on sustainability along our supply chains, from producers through to destination customers. We have continued to grow and invest in our origination network, which gives us an unrivalled ability to source products directly from producers. This allows us to meet the ever-increasing demand for traceable products from sustainable origins, quality controlled from the farm gate to the hands of the customer.

A major step in our sustainability programme in 2022, was the announcement of our ambition to be carbon net zero by 2050 for scope 1 and 2 emissions.

Using 2022 data as the baseline, we have now set a 10 year target to reduce our scope 1 and 2 greenhouse gas (GHG) emissions by 25% (intensity based) across our operational assets. Our targets are in line with a well below 2°C global warming pathway, and the baseline and trajectory for the targets have been subject to external review to validate our ambition.

Viterra is already a significant user of renewable energy sources, with around half of the energy we currently use provided by green energy sources. This medium term target will help to guide our pathway to net zero and ensure we remain on track.

Our participation in the *Agriculture Sector Roadmap to 1.5°C*, launched during COP27 with 13 other signatories, strengthens our commitment to end deforestation within our South American soy supply chains by the end of 2025. We have published our implementation plan and updated our soy sustainability policy for South America in line with our roadmap commitments.

Another step towards achieving sustainability along our supply chains is developing and publishing our Viterra supplier code of conduct which we finalised in early 2023.

The code defines our expectations of our suppliers regarding ethical business practices, health and safety, food and feed safety, labour standards and human rights, the environment and local communities.

We are committed to supporting the long-term prosperity of the local communities where we operate. Our Viterra Community Fund provides a structured and consistent approach to our support for communities, with a focus on environmental care, capability building, health improvement and disaster relief.

We continue to support our people in Ukraine, paying full salaries to all colleagues regardless of whether they are able to work. While we have been able to recommence operation of several facilities and supply chains within Ukraine, some locations in high-risk regions remain shut based on our internal assessments. In 2022, we announced our pledge of \$2.5 million over five years to The HALO Trust, the world's largest humanitarian landmine clearance organisation, to expand its operations in Ukraine to clear agricultural land, allowing producers safe access to resume production.

We are excited to welcome our colleagues from Gaviion into Viterra following the acquisition of the business last year. We have rolled out our values, code of conduct and several supporting policies, and are launching SafeAgri and our safety processes during 2023. We expect there will be an impact on our safety performance results in the short term, though we are confident we will turn this around quickly as we implement our proven safety practices.

Each year we have been increasing our governance and transparency for sustainability. We have established an environment, social and governance (ESG) Board committee which will provide oversight of our ESG and climate related programmes and performance. We have significantly expanded the information published in our 2022 sustainability report based on the material topics identified for our business and supply chains and our strategic objective of improving our transparency and ESG credentials. We are seeking an independent ESG rating, having selected Morningstar Sustainalytics as our agency. We intend to announce the rating in 2023.

Our operational and sustainability performance results have been achieved through the ongoing commitment of our colleagues and I would like to thank them for their valued efforts. I would also like to acknowledge our customers and business partners across our network who support us and share our sustainability ambitions.

Continuing to improve on our sustainability performance is critical to our long-term success, and I am confident that in working together, the ambitious targets we have set for our business are wholly possible.

**David Mattiske**  
Chief Executive Officer

# 2022 highlights

## Safety



**15% reduction**

in total recordable injury frequency rate (TRIFR)

**23% increase**

in proactive (near miss and hazard) reporting

## Environment



**10% reduction**

in greenhouse gas (GHG) emission intensity

**10% decrease**

in water withdrawal intensity

**Deforestation-free**

soy and palm oil timebound implementation plans published

**Scope 3 emissions commitment**

to measure, disclose and set a target for including land use change component by 2024

**Carbon net zero 2050**

ambition for scope 1 and 2 emissions announced

## Community and human rights



**Supplier code of conduct**

published

**\$3 million**

in community investment

## Food and feed safety



**Zero**

reported serious food or feed safety incidents

## Other



**Board environmental, social and governance (ESG) and carbon steering committees**

established

**Sustainability-linked credit facilities**

performance targets achieved

\*Percentages show Viterra's 2022 sustainability performance versus 2021 performance

# About this report

## Report boundary

This report provides an overview of Viterra Limited's (Viterra's) sustainability approach and performance for the 12-month reporting period ended 31 December 2022 and was reviewed by the Board and executive. It has been prepared with reference to the Global Reporting Initiative (GRI) Sustainability Reporting Standards, to reflect our most material environmental, social and governance (ESG) topics and align with our sustainability pillars.

The boundary of the report covers assets where we have operational control, material supply chains and it excludes investment and holding companies. Acquisitions are only included if they were fully integrated before 1 October of the reporting year. For this reason, acquisitions of Gavilon and the Bahia Blanca sunflower seeds and soybean processing facility have not been included into our 2022 performance data. Both assets have been included into the new baseline for our new 2022 – 2032 environmental targets.

Our environmental key performance indicators (KPIs) cover our processing, refining and farming assets, and as per our new 2022 environmental baseline also include our port terminals, storage and handling facilities. Our offices are excluded from our environmental KPIs due to immateriality.

Data from divestments is included until the month before disposal. Following the May 2022 divestment of our rice assets in Argentina and Uruguay, we have excluded their contribution to our environmental KPIs from 2020 baseline and onwards, on the basis of their material impact on our water withdrawal metric.

This report complements Viterra's full-year report and modern slavery statement available on our website. Progress toward alignment with the Task Force on Climate-related Financial Disclosures (TCFD) is included in this report ([see pages 43 – 47](#)).

All monetary values are reporting in US dollars, unless stated otherwise.

## Data and information

Viterra's internal reporting systems capture and retain the data in this report with metrics primarily based on GRI indicators.

All figures stated in this report represent the latest available data unless stated otherwise. Some of the totals shown may reflect the rounding up or down of subtotals. In some cases, and where meaningful or material, we may have restated figures from previous years to reflect improvements in our data collection, analysis and validation systems. Any such cases are indicated and explained in this report.

We aim to report all incidents in the period in which they occur. Occasionally, reporting may be delayed to allow for an improved understanding of the incident or revisions to its classification. Where this results in a material restatement of previously reported data, we will publicly disclose the restatement and its rationale.

We may change our approach to how we report our data in future sustainability reports without prior announcement; we may also change the reporting of specific data and its interpretation.

Following an in-depth external review of the boundaries and reporting approach of our scope 1 and 2 emissions, we have applied a number of improvements in our carbon accounting for 2022, leading to an immaterial net change to our 2022 GHG values. We have included the non-biogenic emissions from using sustainable woodchips as a fuel and applied conservative CH<sub>4</sub> and N<sub>2</sub>O emission factors to usage of fossil liquid fuels. Additionally, we have started to report 10% of our Brazilian diesel consumption as biodiesel on the basis of the country's biodiesel blending policy.

## Independent assurance

Deloitte has performed a limited assurance engagement of the 2022 figures for this report ([see pages 74 – 78](#)).

In addition, we engaged Control Union to undertake limited assurance on soy traceability data ([see page 52](#)).

## Who we are



We believe in the power of connection


Viterra is a leading, fully integrated global agriculture network which connects producers and consumers to supply sustainable, traceable and quality-controlled agricultural products to end-users around the world.

Our business, headquartered in Rotterdam, the Netherlands, covers the whole global supply chain, from the farm gate to the end user.

We use our decades of experience, diverse capabilities and our talented people to create innovative solutions that open up pathways and create value for our customers.

We are a responsible long-term business, continually investing in and developing our network, so that we can meet the needs of a growing world.

We are owned by three shareholders who support our vision: Glencore, CPP Investments and British Columbia Investment Management Corporation (BCI).





## Our values

Viterra's values empower our people to behave in ways that contribute to the success of our business as well as treating the world with respect.

### We make things happen

Efficient and effective, we get the job done. We empower our people to make well-informed decisions, fast. We respond to change and pursue opportunity.



### We are responsible

We care for our colleagues, our customers, our communities and our environment. We prioritise safety and sustainability throughout our business, continuously looking to improve our performance and to maximise the positive contribution we make to the world.

### We are connected

We value diversity and work inclusively to bring together many minds, many talents and many perspectives. Throughout our network, we collaborate respectfully and build successful partnerships that last.

### We are open

We are true to our word. We partner with colleagues and customers in a positive, straightforward way, operating with transparency and integrity to be successful.

### We look ahead

We are solutions focused. The future presents us with possibilities. We constantly learn and evolve, developing new ways of doing business to be the leaders in our field.

# What we do

We take great pride in supplying essential food and feed products to the world. Our agricultural network spans 37 countries, drawing on our close relationships with producers and end use customers, connecting them to provide traceable and sustainable agricultural commodities.

We are stewards of some of the world's most critical food and feed supply networks. As one of the largest producer facing businesses in our industry, we source grains, oilseeds, pulses, sugar, rice and cotton from the major growing regions and use our extensive network of assets to store, transport and process them into a range of value-added products, delivering them to the exact quality and specifications our customers expect.

We market to food manufacturers, animal feed manufacturers, consumer product processors, local importers and distributors, and governments around the world. Our robust network of producers, combined with our strategically positioned assets, gives us the ability to originate supply from a range of origins so that we can meet their needs consistently and reliably.

Through our global chartering operations, we provide vessel transportation for a wide range of agricultural commodities. Our extensive fleet of vessels transports to hundreds of ports around the world annually.

Our diverse and talented workforce of more than 17,500 people has extensive experience in global agricultural supply chains. Together, we provide our customers with dependable and efficient service and open pathways to new business.

Grains



Oilseeds



Other





Sourced from major producing regions including Europe, Canada, US, Argentina and Australia.

Major destinations include China, southern Europe, South East Asia, and the Middle East.

**65 mMT**

(million metric tonnes)  
marketing sales volume in 2022

**20**

commodities handled in 2022

**Core commodities**

---

**Wheat**

**Pulses**

**Barley**

**Corn**

**Main uses**

---

**Milling**

**Malting**

**Animal feed**

**Biofuels**

**Human consumption**



Large export presence from Canada, US, Australia and South America, integrated with processing facilities.

Major destination markets include China, South East Asia, Australia and Europe.

**35 mMT**

marketing sales volume in 2022

**22**

commodities handled in 2022

**Core commodities**

---

**Soybean**

**Sunseed**

**Rapeseed**

**Meals and oils**

**Biodiesel**

**Main uses**

---

**Crushing**

**Biofuels**

**Animal feed**

**Fuel blending**

**Human consumption**



Other commodity pipelines include our sugar milling and marketing, and raw cotton origination and marketing.

Viterra's global trade flows are supported by our chartering team.

**1455**

voyages in 2022

**Core commodities**

---

**Cotton**

**Sugar**

**Main uses**

---

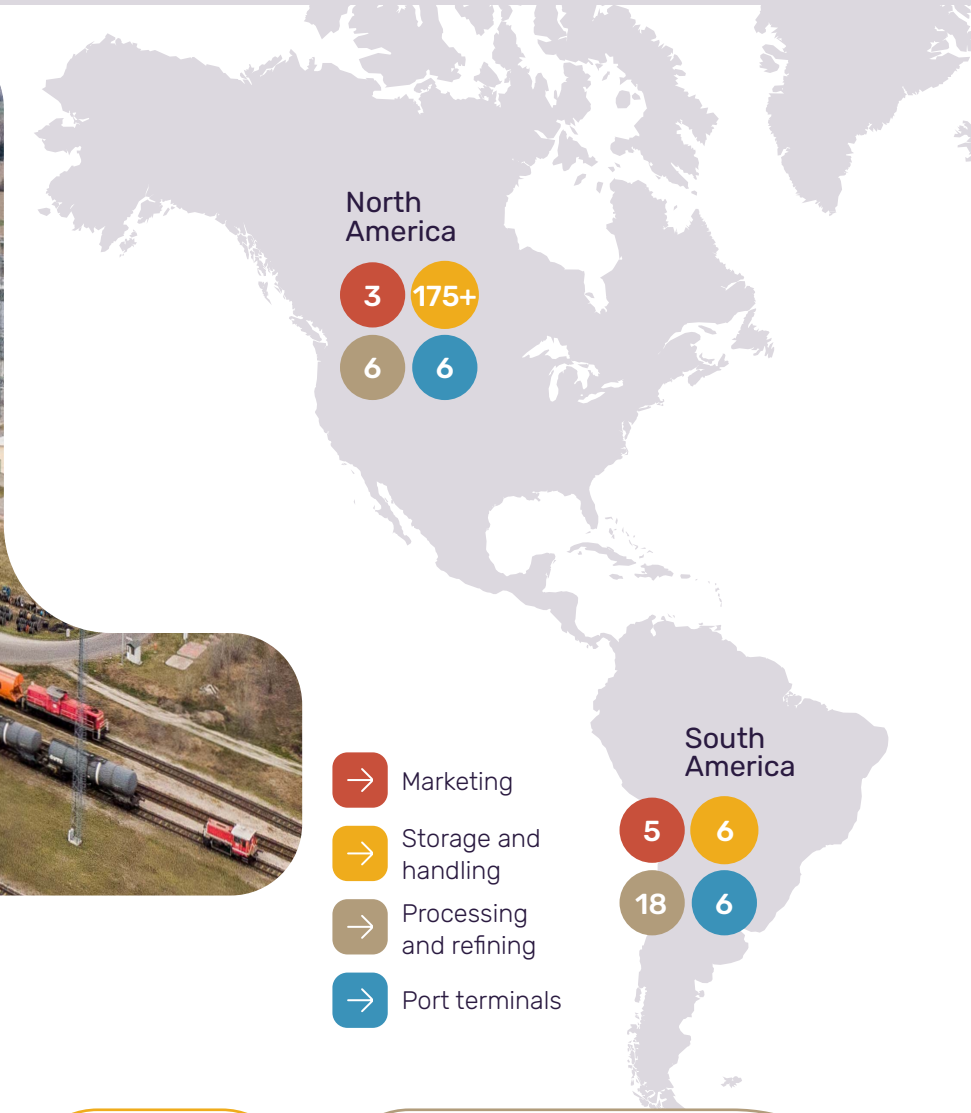
**Textile**

**Biofuels**

**Human consumption**



Foktő, Hungary



- Marketing
- Storage and handling
- Processing and refining
- Port terminals

## Our value chain



### Origination

We source directly from producers and producer cooperatives from all the main growing regions in the world.

**65+**  
sourcing countries

**~120,000**  
producer connections



### Storage and handling

We have storage and handling facilities in key growing regions to ensure products are available when customers need them.



### Processing and refining

We own a range of facilities that enable us to provide commodities ready for consumer use.

**270+**  
storage facilities in

**13**  
countries

**30+**  
processing and refining facilities in

**11**  
countries



Site numbers are as per environmental reporting definitions and are correct at the time of publishing.



### Port terminals

Our network of port terminals in the main exporting countries ship to destinations around the world.

**29**  
port terminals in  
**10**  
countries



### Logistics

Our comprehensive logistics network allows us to oversee our commodities from farm gate to customer.

**1455**  
ocean freight  
voyages  
**200+**  
ocean-going  
vessels



### Marketing

With our insight, experience, network and strong producer relationships, we originate agricultural commodities and supply them to customers worldwide.


**102m**  
tonnes of  
commodities  
marketed in 2022  
  
marketing offices in  
**34** countries

# Our sustainability approach

Viterra's sustainability approach is designed to safeguard our people and communities, protect the environment and ensure all our food and feed products are safe.

As a world-leading agricultural network, Viterra understands the vital role we play in the lives of everyone in that network, from the producers who grow commodities, to the consumers who buy them and the people who work for us. We are conscious of our obligations in the communities where we operate and to the environment we all share.

We aim to meet our responsibilities to everyone involved – to our people, suppliers, customers, communities and the environment, ensuring we fulfil and go beyond our legal requirements to manage the risks inherent in our business and to maintain our social licence to operate.



## Our approach is based around four pillars

It encompasses all of our employees, our supply chain and every community in which we operate and from where we source our products.



### Health and safety

Lead the industry in health and safety, eliminating injuries and fatalities.



### Environment

Positively impact the environment where we operate and achieve sustainability along our supply chains.

### Community and human rights

Support the long-term development of local communities and uphold human rights.



### Food and feed safety

Meet the highest standards in providing safe products to customers.



# Our focus areas and commitments

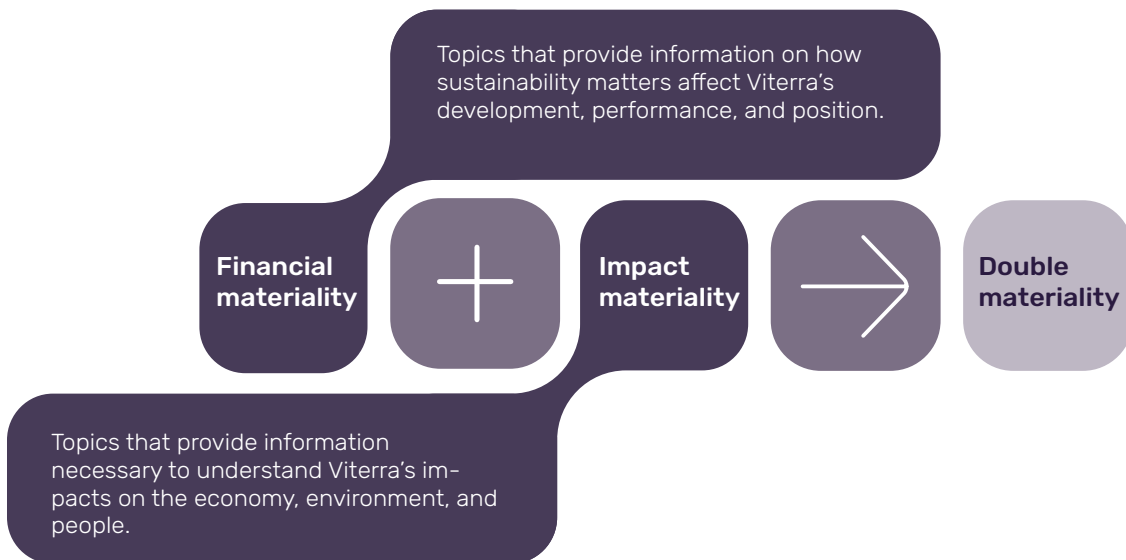
## Materiality assessment

This year, we updated our approach to how we determine materiality, extending the assessment to double materiality principles. This approach considers both the financial materiality (how external trends or ESG-factors affect our business and our decision-making processes) and impact materiality (how the actions of our business impact society or the environment) for our business.

This methodology aligns with the EU's Corporate Sustainability Reporting Directive.

We were supported by external consultants to conduct this year's assessment, which included a comprehensive review of current and emerging issues for our industry, peer benchmarking, and engagement with our global stakeholders to capture a range of perspectives. This involved an online survey with senior management - covering all executive managers, regional chief operational officers, and functional global leads within Viterro; and interviews with stakeholder representatives, including Board members.

This year the scope of the assessment was expanded to cover the full breadth of ESG topics, in addition to our sustainability pillars which have been the focus for previous materiality assessments.





Our approach consisted of four stages as shown in the diagram; identification of the issues, prioritisation, internal validation and reporting.

### 1. Identification

- Research and benchmarking
- Impact mapping
- Stakeholder identification
- Boundary setting

### 2. Prioritisation

- Internal and external engagement
- Analysis

### 3. Validation

- Board ESG committee, senior management engagement

### 4. Report and integration

- Sustainability report disclosure
- Integration of topics into strategy and risk review processes

Materiality is a dynamic process and our assessment will be reviewed each year, taking into account a programme of stakeholder engagement, megatrends and external analysis.

The outcomes of the assessment determine the content of this report and informs our sustainability focus areas. The results are also integrated into our enterprise risk management review process.



# Our focus areas and commitments

## Material topics

Material issues identified during the 2022 process are shown in the table below and covered in this report. The top five issues are highlighted as priority topics.

Changes in material topics from last year include:

- Expansion of the climate change topic to include decarbonisation and scope 3 emissions.
- Update of responsible sourcing to specifically include traceability, and introducing the subtopic of eliminating deforestation in response to increased interest from our stakeholders.
- The introduction of the following new topics: diversity and equity; attracting, developing and empowering our people; governance, accountability and transparency; and ethics and conduct.

Topic	Definition	Page	Section
<b>Environment</b>			
<b>Climate change and decarbonisation</b>	Reducing the GHG emissions from our own operations, through energy transitioning and energy efficiency measures, to mitigate climate change; and responding to climate change impacts through managing risks throughout our operations and supply chain and exploring new opportunities within markets and products that strengthen Viterra's resilience.	<u>43 - 49</u>	Environment
<b>Eliminating deforestation</b>	Eliminating deforestation through sustainable land use management, thereby improving and maintaining the biodiversity of natural ecosystems.	<u>51 - 53</u>	Environment
<b>Resource efficiency</b>	Optimising our waste and water use efficiency and recovery, thereby mitigating water risk throughout the supply chain, especially in water-scarce regions.	<u>54</u>	Environment
<b>Responsible sourcing and traceability</b>	Ensuring sourcing from responsible producers and improving transparency and traceability in our supply chains.	<u>50 - 53</u>	Environment

Topic	Definition	Page	Section
<b>Social</b>			
<b>Attracting, developing and empowering our people</b>	Attracting, developing and empowering talent by ensuring an open and engaging work environment with opportunities for training and personal development.	<b>31</b>	Our people
<b>Communities</b>	Supporting the long-term development of local communities with a focus on local economies, the environment, health and education through company-wide initiatives.	<b>57 - 62</b>	Community
<b>Diversity and equity</b>	Driving positive change through promoting and ensuring diversity, inclusion and equity within Viterra, ensuring fair and equal treatment and compensation for all employees.	<b>31</b>	Our people
<b>Health and safety</b>	Creating a healthy and safe work environment that fosters long-term employee wellbeing by taking precautionary measures to prevent catastrophic events, eliminate fatalities and reduce the frequency and severity of common injuries.	<b>33 - 40</b>	Health and safety
<b>Human rights</b>	Upholding the dignity, fundamental freedoms and human rights of our employees, contractors and the communities in which we operate and from which we source our products, as well as others affected by our activities.	<b>63 - 66</b>	Human rights
<b>Stakeholder collaboration and engagement</b>	Collaborating respectfully and building successful partnerships to enable sustainable agriculture transformations in our industry.	<b>26 - 27</b>	Overview
<b>Governance</b>			
<b>Ethics and conduct</b>	Conducting our business responsibly and ethically through our code of conduct, our values, and policies regarding global anti-corruption, thereby upholding high standards of responsible business throughout our value chain.	<b>23</b>	Overview
<b>Food and feed safety</b>	Supplying our customers with safe food and feed products by upholding a wide range of quality management procedures which protect both animals and people from illness or injury and prevents environmental contamination.	<b>67 - 70</b>	Food and feed safety
<b>Governance, accountability and transparency</b>	Implementing policies and practices to manage risks and meet stakeholder expectations. Public reporting and transparency disclosures on our performance.	<b>20 - 25</b>	Overview

# Our focus areas and commitments

## Towards the sustainable agriculture network

Viterra has performance improvement targets set with consideration of our material sustainability risks and global megatrends. These targets enable a common understanding, both internally and externally, of our sustainability goals and performance.

### Key

Achieved	✓
In progress	●
Not achieved	✗

Target	By when	Status	How we progressed in 2022
<b>Health and safety</b>			
Zero catastrophic events	Annual	✓	<b>Achieved</b> Zero catastrophic events
Zero fatal incidents	Annual	✗	<b>Not achieved</b> One fatality ( <a href="#">see page 36</a> )
50% reduction in annual TRIFR over five years, using 2018 as the baseline	2023	✓	<b>On track</b> TRIFR in 2022 was 4.65 (target was 5.15) This is a <b>51%</b> reduction compared to 2018 baseline
<b>Environment</b>			
Reduce water withdrawal intensity by 1% year-on-year (5% reduction by 2025, from 2020 baseline)	Annual	✓	<b>10% reduction</b> achieved compared to FY2021
Reduce fossil fuel usage intensity by 1% year-on-year (5% reduction by 2025, from 2020 baseline)	Annual	✓	<b>5% reduction</b> achieved compared to FY2021
Reduce GHG emission intensity by 1% year-on-year (5% reduction by 2025, from 2020 baseline)	Annual	✓	<b>10% reduction</b> achieved compared to FY2021
Measure and disclose scope 3 emissions, and establish mid-term reduction target, including land use change component	2024	<b>New</b>	
Increase traceable-to-origin of soy sourced from South America by 2%	Annual	✓	<b>2.8%</b> Increase in traceable-to-origin soy, to a total traceability of 75.5%
Develop timebound action plan for soy and palm oil	2022	✓	<b>Achieved</b> Soy and palm oil implementation plans are published on Viterra's website
25% reduction in scope 1 and 2 (market based) GHG emission intensity over 10 years, from 2022 baseline	2032	<b>New</b>	
100% of soy sourced from South America is deforestation and conversion free	2025	<b>New</b>	
100% of palm oil sourced is verified no deforestation, no peat and no exploitation (NDPE)	2025	<b>New</b>	

Target	By when	Status	How we progressed in 2022
<b>Community and human rights</b>			
Zero human rights breaches	Annual	✓	<b>Achieved</b> Zero human rights breaches
Implementation of Viterra Community Fund protocol	2023	●	<b>In progress</b> The Community Fund protocol has been developed \$3 million in community investment in 2022
Develop roadmap to support social due diligence process, in alignment with Corporate Sustainability Due Diligence Directive	2023	New	
Completion of modern slavery statement reporting	Annual	✓	<b>Complete</b> Viterra's modern slavery statement was published in September, and is available on Viterra's website
<b>Food and feed safety</b>			
Zero food and feed safety material breaches (level 4 or 5)	Annual	✓	<b>Achieved</b> Zero material food and feed safety breaches
Transition to global food and feed safety approach and policy implementation	2023	New	
<b>Governance and transparency</b>			
No material incidents of bribery or corruption	Annual	✓	<b>Achieved</b> Zero material incidents of bribery and corruption
Inaugurate Board ESG committee	2023	✓	<b>Complete</b> Board ESG committee established, and meetings commenced
Publish supplier code of conduct	2023	✓	<b>Complete</b> Viterra's supplier code of conduct has been published and will continue to be implemented throughout 2023
Establish an ESG rating	2023	New	Viterra have selected Morningstar Sustainalytics to seek their first solicited ESG rating in 2023
Complete assurance over sustainability-linked performance targets for financing and sustainability report	Annual	✓	<b>Achieved</b> Limited assurance achieved over KPIs, expanding scope to cover soy traceability (see page 52)
<b>Our people</b>			
Establish global and regional diversity committees	2023	New	
Integration of diversity with succession planning process	2023	New	

# Governance, accountability and transparency

We have a robust system of governance to oversee our sustainability strategy. It is led from the top and is based around our values and code of conduct, so that everybody in the business understands their role in ensuring the success, accountability and transparency of the strategy.

## Governance and accountability

Our sustainability ambitions and actions are overseen by our Board of Directors and the global sustainability committee. These bodies consider not only our own assets but the sustainability performance of our global supply chains.

### Strengthening our governance

We have recently established a Board ESG committee to ensure we operate in an openly sustainable, ethical and responsible manner, and manage our health and safety, environmental and community risks effectively.

In 2022, we also established an executive-level carbon steering committee to provide strategic oversight of our climate change and decarbonisation approach.

Our approach is underpinned by a robust organisational structure that ensures our standards meet or exceed legal requirements and address material risk. Our global sustainability team leads the development of company-wide policy and programmes, with regional management teams leading the local implementation with the support of their local sustainability teams. We monitor our performance closely at every level of the business.

#### Board of Directors

Oversight and regular performance communication



#### Board ESG committee

ESG and climate risk focus



#### Global sustainability committee

CEO, CFO, global sustainability and HR functions



#### Carbon steering committee

CEO, CFO, global commercial, chartering and sustainability functions



#### Regional CEOs, sustainability leads and global forums


Involvement with suppliers, communities, authorities, NGOs, industry associations and our employees



## Global sustainability committee

Reflecting the importance we place on sustainability, the global sustainability committee is led by our Chief Executive Officer (CEO) and includes our Chief Financial Officer (CFO), Global Head of Sustainability and Executive Manager Human Resources & Communications. It is responsible for determining policy and strategy and for monitoring relevant risk management and performance. The committee continued to meet quarterly throughout 2022.

This committee reports directly to the Board of Directors through routinely scheduled risk updates.



## Key focus areas for 2022

- Oversight of risk response for Ukraine employees and assets
- Development and endorsement of the global sustainability strategy
- Establishing a separate carbon steering committee to oversee strategic and tactical risks and opportunities relating to decarbonisation
- Determining the pathway and the right partner to enable Viterro to gain an ESG rating
- Setting a revised baseline for scope 1 and 2 emissions
- Monitoring of newly established regional environmental improvement plans
- Monitoring of progress towards climate related ambitions
- Monitoring of the development of the COP27 sector roadmaps
- Overseeing the development of a supplier code of conduct

## Key outcomes

- Publication of the global sustainability strategic plan which incorporates broader ESG ambitions for Viterro
- Framework agreed for establishing medium-term science informed emission reduction targets
- Work plans endorsed for Task Force on Climate-Related Financial Disclosures (TCFD), EU's Corporate Sustainability Reporting Directive (CSRD), scope 3 emissions measurement and an ESG rating
- Morningstar Sustainalytics selected and engaged to undertake an ESG rating assessment
- COP27 commitment implementation plans for soy and palm oil endorsed

# Governance, accountability and transparency

## 2022 sustainability summit

After online summits in 2020 and 2021, we were pleased to be able to hold an in-person global sustainability summit in The Hague in November, with more than 100 business leaders from across our global business, from all regions and covering all departments.

This year's theme was towards the sustainable network, in recognition of the journey we are on to create the world's most sustainable agricultural network.

The day began with presentations from each member of the global sustainability committee, which set the scene for the day and highlighted the key achievements and the current sustainability projects the business is undertaking.

Business leaders gave a range of presentations on the different projects under each pillar, to share the progress we are making and key lessons for others to apply.

There was a particular focus on the environmental pillar of our approach to sustainability, especially our announcement of our net zero ambitions and our new decarbonisation pillars.

Participants left with a clear understanding of the direction and priorities for sustainability at Viterro and why it is so important to the shared success of our business, customers and partners.



## Maintaining the highest standards

Our approach to sustainability is underpinned by our standards that meet or exceed legal requirements. We monitor our performance closely.



# Governance, accountability and transparency

## Transparency

In a world where the demand for verifiable sustainable practices in business is only going to grow, we are committed to operating with transparency and integrity in everything we do including disclosure of our progress. We create long term, successful partnerships that are built on doing business openly, fairly and in accordance with applicable law and accepted compliance standards.

It is critical to our business to demonstrate our sustainability and for that reason we have advancing our transparency as a specific objective within our strategy. Our aim is to align our policies, programmes and reporting with accepted standards and we are actively pursuing the external assessment and recognition of our sustainability activities by public ESG ratings agencies, including Morningstar Sustainalytics .


We have aligned our activities to the United Nations Sustainability Development Goals (UNSDG) for some years, to ensure that our sustainability activities contribute to them ([see page 28](#)). We are also building on our current alignment with Global Reporting Initiative (GRI) standards and will be improving

our ESG, climate change and other risk-related disclosures through a number of projects to align our reporting with the CSRD and the TCFD.

We are signatories to the United Nations Global Compact Principles. We provide updates in relation to our sustainability activity in our annual communication on progress report.

We have expanded our assurance programme, overlaid across our sustainability performance indicators, to further confirm the confidence we have in our reported performance as we work towards integrated financial and sustainability reporting. The additional scope includes soy traceability, and we have integrated storage and handling and port terminal assets in our 2022 environmental baseline ([see pages 71 - 72](#)).

As part of our ongoing commitment to transparency in our supply chain, we produce an annual modern slavery statement. Our Raising Concerns platform gives employees and others the opportunity to raise any grievances ([see pages 65 - 66](#)).





## Sustainable financing

To introduce further transparency into our sustainability activities, we are embedding sustainability in our network through sustainable financing. We currently have four sustainability-linked credit facilities worth approximately \$6 billion across our global business linked to sustainability targets which include a reduction in greenhouse gas emissions, a reduction in water and fossil energy consumption, increased traceable-to-origin soy sourced in South America, and achieving safety targets.

In Australia, we have refinanced our AU\$800 million Borrowing Base Facility (BBF), which ties sustainability performance targets to the origination of domestic, sustainably grown grain and supports the purchase of grain direct from producers across Australia and protein meal from overseas farms that follow sustainable agricultural practices, including non-deforestation. The new facility introduces a new sustainability target focused on promoting producer engagement with the Better Cotton Initiative (BCI) and purchasing BCI-certified cotton as well as stretching the original targets further.

In our Asia business we have recently announced a new \$50 million trade finance facility for which the rates are tied to the sustainability performance of our supply chain in palm oil and palm kernel expeller (PKE), a by-product of palm oil extraction that is used as feed for livestock. The targets set cover non-deforestation and traceability goals and will encourage a greater proportion of our suppliers to commit to sustainable practices.

# Stakeholder collaboration and engagement

## Stakeholder engagement

We engage with a broad range of stakeholders directly and indirectly to communicate our approach to sustainability and better understand the material issues for our business and our supply chains as well as the established or emerging views of others. At a global level, we engage with our shareholders, banks, investors, customers and our partnership organisations. At a local level, we engage with producers, suppliers, communities, authorities, non-government organisations, industry associations and our employees.

The below table provides examples of how we engage with our main stakeholder groups.

Stakeholder groups	How we engage	Areas of interest
<b>Shareholders, Board of Directors</b>	<ul style="list-style-type: none"> <li>• Board meetings</li> <li>• Management updates</li> </ul>	<ul style="list-style-type: none"> <li>• ESG strategy and performance</li> <li>• Risk management</li> </ul>
<b>Financial institutions</b>	<ul style="list-style-type: none"> <li>• Roadshows</li> <li>• Responding to ESG questionnaires</li> <li>• Meetings</li> <li>• Bank update calls</li> <li>• Financial and non-financial reporting</li> <li>• Website</li> </ul>	<ul style="list-style-type: none"> <li>• ESG strategy</li> <li>• Climate change and decarbonisation</li> <li>• Sustainable finance - performance against sustainability-linked targets</li> <li>• Responsible sourcing practices</li> </ul>
<b>Producers and suppliers</b>	<ul style="list-style-type: none"> <li>• Local offices</li> <li>• Newsletters, emails</li> <li>• Field days, events, meetings</li> <li>• Surveys</li> <li>• Websites</li> <li>• Producer digital platforms</li> <li>• Social media</li> <li>• Certification audits</li> <li>• Raising Concerns programme</li> </ul>	<ul style="list-style-type: none"> <li>• Grain trade information</li> <li>• Food and feed safety, including changing grain standards</li> <li>• Traceability</li> <li>• Supplier code of conduct</li> <li>• Awareness of evolving customer preferences and sustainable agriculture</li> </ul>
<b>Customers</b>	<ul style="list-style-type: none"> <li>• Meetings</li> <li>• Responding to ESG customer surveys</li> <li>• Audits</li> <li>• Websites</li> </ul>	<ul style="list-style-type: none"> <li>• Food and feed safety</li> <li>• Responsible sourcing and traceability</li> <li>• Certified sustainable products</li> <li>• Climate strategy</li> </ul>
<b>Employees</b>	<ul style="list-style-type: none"> <li>• Company intranet, magazine</li> <li>• Leadership communications</li> <li>• Employee events, forums</li> <li>• Dedicated communications team</li> <li>• Materiality survey</li> <li>• Raising Concerns programme</li> <li>• Social media</li> </ul>	<ul style="list-style-type: none"> <li>• Diversity and inclusion</li> <li>• Labour and human rights</li> <li>• Learning and development</li> <li>• Health and wellbeing</li> </ul>
<b>Local communities</b>	<ul style="list-style-type: none"> <li>• Local offices</li> <li>• Partnerships, sponsorships, volunteering</li> <li>• Community projects</li> <li>• Social media, local news media</li> </ul>	<ul style="list-style-type: none"> <li>• Community sponsorships and partnerships</li> <li>• Environmental stewardship</li> <li>• Local employment</li> <li>• Education and training</li> </ul>
<b>Government and regulators</b>	<ul style="list-style-type: none"> <li>• Compliance reporting</li> <li>• Audits</li> <li>• Participation in forums, meetings</li> <li>• Websites</li> </ul>	<ul style="list-style-type: none"> <li>• Legal compliance</li> <li>• Policy consultation</li> <li>• Socio-economic impacts</li> </ul>
<b>Non-government organisations, industry associations</b>	<ul style="list-style-type: none"> <li>• Participation in events, panels, forums</li> <li>• Ongoing meetings with partner organisations</li> <li>• Progress reporting</li> <li>• Websites</li> </ul>	<ul style="list-style-type: none"> <li>• Collaboration on shared challenges</li> <li>• Research and development</li> <li>• Climate change and decarbonisation</li> <li>• Responsible sourcing, traceability, deforestation</li> </ul>

## Our partners

Viterra is a member of many organisations and a participant in product and sustainability standards organisations.

These partnerships, and the collective actions that come from them, give us the best opportunity to play an influential role in the industry and drive meaningful changes to meet the demand of consumers while preserving the same opportunities for future generations.

We also need the support of all other participants and stakeholders along the supply chain to realise our ambitions and achieve the sustainability targets we have set.

### **Agriculture Sector Roadmap to 1.5°C**

In 2022, we worked with 13 other leading organisations and businesses in the agricultural sector to develop a roadmap to reduce emissions from land use change and the *Agriculture Sector Roadmap to 1.5°C* was launched as part of COP27 in Egypt. The roadmap was facilitated by the Tropical Forest Alliance and the World Business Council for Sustainable Development and will enable coordinated efforts in key agricultural areas around the world.

### **Farmer First Cluster**

We are a member of the Soft Commodities Forum, with five other signatories to the *Agriculture Sector Roadmap to 1.5°C* (ADM, Bunge, Cargill, COFCO International and Louis Dreyfus Company). As one activity to implement the roadmap, the SCF has initiated the 'Farmer First Cluster' to channel investment from members towards a combination of solutions that will address soy-driven deforestation in key areas of the Cerrado in Brazil.

### **Sea Cargo Charter**

We are collaborating with industry through the Sea Cargo Charter, which establishes a common framework to quantitatively assess and disclose the climate alignment of ship chartering activities around the globe.

Through the initiative, we are improving our internal reporting to standardise our data collection and improve visibility of our GHG impacts, and what we can do to reduce them.

### **We have worked with the following partners during 2022:**

- World Business Council for Sustainable Development (WBCSD)
- Soft Commodities Forum (SCF)
- Brazilian Association of Vegetable Oil Industries (ABIOVE)
- Round Table on Responsible Soy (RTRS)
- Brazilian National Association of Cereal Exporters (ANEC)
- Amazon Soy Moratorium (ASM)
- United Nations Global Compact (UNGC)
- COCERAL
- FEDIOL
- FEFAC
- European Biodiesel Board (EBB)
- Better Cotton Initiative (BCI)
- Cotton made in Africa (CmiA)
- Roundtable on Sustainable Palm Oil (RSPO)
- Bonsucro
- International Sustainability and Carbon Certification (ISCC)
- Global Maritime Forum (GMF)
- Carbon Disclosure Project (CDP)
- Tropical Forest Alliance (TFA)
- World Benchmarking Alliance (WBA)
- Sea Cargo Charter (SCC)
- U.S. Cotton Trust Protocol
- Maritime Anti-Corruption Network (MACN)
- Cool Farm Alliance (CFA)

# Alignment with Sustainable Development Goals

We support the 17 United Nations Sustainable Development Goals and we have mapped them against our sustainability pillars. We take active measures to contribute to the following:

## 1 NO POVERTY



We are collectively contributing to local prosperity through connecting producers, who are an integral part of society and communities, to end use consumers through our network.

## 2 ZERO HUNGER



We invest in local rural communities and connect them to global markets, which provides prosperity and reduces hunger. Our company strategy is built on connecting commodity producers to consumer markets, to level out differences in demand and supply for core agricultural products across the world.

## 3 GOOD HEALTH AND WELL-BEING



Our approach to managing the quality control of our food and feed products prevents adverse impacts to our customers and consumers.

Our focus on the health and safety of our employees ensures a safe working environment for all by minimising risk to our employees' physical and mental health.

## 5 GENDER EQUALITY



We support gender equality and actively promote gender balance. We achieve this through encouraging and valuing diversity and inclusion in our workforce via our diversity policy and code of conduct.

## 6 CLEAN WATER AND SANITATION



The availability of clean water for consumption and sanitation directly contributes to the wellbeing of people and their communities globally. We have reviewed our global water intake and confirmed that no water is drawn from water-stressed sources. Furthermore, we have made a commitment to reduce our total water intake at our processing plants. Our risk assessment shows that water shortages could affect our assets, the transport routes we use and agricultural production, where water availability has an impact on yields, soil health and availability of commodities.

## 7 AFFORDABLE AND CLEAN ENERGY



We are focused on increasing the share of renewable energy used in our operations. We utilise former waste streams as renewable energy sources and leverage green energy networks wherever possible and practicable. As a provider of sustainable biofuels, we aim to support our customers in shifting to renewable energy.

## 8 DECENT WORK AND ECONOMIC GROWTH



Providing our workforce with a safe and healthy working environment free of harassment and discrimination is a priority for Viterra. Globally we focus on improving health and safety outcomes for everyone associated with our business.

## 12 RESPONSIBLE CONSUMPTION AND PRODUCTION



We use all resources efficiently, taking care to minimise waste in our use of agricultural inputs, packaging and commodities. We source from responsible producers and we promote sustainable agriculture in our supply chains. We optimise our supply chains to make the most efficient use of routes and methods of transport.

We minimise the effect we have on the environment by controlling emissions and the quality of our waste and discharge.

## 13 CLIMATE ACTION



Climate change is already affecting us, our communities and our supply chains. We are integrating climate change into our decision-making through our commitments to reduce the intensity of our emissions and fossil energy use and increase our use of renewable energy.

## 15 LIFE ON LAND



Natural systems are important for maintaining and improving the biodiversity of our fauna and flora, preserving water systems and providing fresh water to communities. Our non-deforestation commitment for soy and the no deforestation, no peat and no exploitation commitment for palm oil contribute to the preservation of forests and natural ecosystems globally. We support the development of advanced agricultural systems, which improve soil health by using fewer fertilisers and pesticides and will result in less pressure on forests.

## 17 PARTNERSHIPS FOR THE GOALS



Large-scale transformations have a much higher chance of success when involving a majority of the industry and engaging all stakeholders, including producers and consumers. Industry partnerships are key to our ability to contribute to the necessary changes in our society, for which reason we are a member of several leading organisations.

# Our people

Our people are fundamental to our success and growth. Viterra has more than 17,500 talented and dedicated people across the 37 countries where we operate who come together to make our network thrive.



**5** GENDER EQUALITY



**8** DECENT WORK AND ECONOMIC GROWTH



## Why it matters

We want to attract, develop and empower our people at every level of our business. We strive to unlock the value of our colleagues through building an inclusive, diverse and engaged culture. We believe that a diverse workforce achieves innovative solutions and creates value for our business.



## Our approach

Our business is a diverse network of people operating across a range of geographies, commodities and assets. Our values and code of conduct are at the core of our governance framework and guide and set clear expectations for behaviour. They are underpinned by our people policies and procedures, and dedicated training modules to reflect our expectations and create an environment where all employees are treated fairly and with respect.

We have a unique business culture that encourages our people to think big and develop their careers in an exciting and supportive environment. We recognise that our employees' ability to perform to their best is fundamental for the successful delivery of our strategy.

Our values set the tone and culture of our business (see page 7). These reflect our desire to value diversity, empower our people, encourage a solutions-focused mindset and to collaborate in an open, respectful and responsible way.

We recognise and uphold the rights of our people to a safe workplace, enabling freedom of association and collective representation, offering fair compensation, job security and opportunities for development.

We value and respect people from all backgrounds and seek to further improve and develop our culture of diversity and inclusion throughout our business.





## Diversity and equity

Diversity is important to our way of working and we recognise that a diverse and skilled workforce contributes to the success and sustainability of our business. We expect all our people to treat each other equally and with respect, and to follow our inclusive principles when interacting with each other.

We are aiming to develop a workforce that is diversified in all aspects, including race, nationality, religion, gender, age, sexual orientation, disability, ancestry and social origin. Our commitment to diversity and inclusiveness is set out in our global diversity policy and refers to all areas of our business, including but not limited to the recruitment of new employees, developing our workforce, promoting and retaining employees and appointments at managerial levels.

Everyone in the business is asked to actively seek gender balance, encourage and support diversity, prevent discrimination of any kind and continue to develop our working environment so it provides full and equal participation and an inclusive culture for all groups within our workforce.

We also promote awareness of diversity in all its aspects among our employees and contractors and work to challenge traditional mindsets. We overcome unconscious biases that may occur in recruitment processes by encouraging hiring managers to look beyond traditional skill markets, and improve understanding of bias behaviours through training

### Our progress in 2022



### Looking forward

We are proud of the progress we have made in promoting diversity and inclusion at Viterra, and look forward to building on this further in the coming years. In 2023, we are prioritising our diversity, equity and inclusion approach through dedicated actions across our network, including implementing global and regional diversity committees, integrating diversity within our succession planning, and improving understanding of bias behaviours through dedicated training programmes.

## Attracting, developing and empowering our people

We aim to be an employer of choice, a company where people can work, grow, develop and reach their potential. We treat all our people fairly, uphold their rights and reward them in line with their contribution to our success.

Across all our assets and offices, as a minimum, we comply with the standards set by the International Labour Organization (ILO), the UN Global Compact and the UN Guiding Principles.

We recognise the importance of investing in the training and development of our people to enhance their skills and knowledge, and to ensure they have the tools they need to be successful. We have implemented a training and development approach that is designed to meet the needs of our employees at all levels.

We recruit the best candidates in the industry and develop our workforce to ensure and optimise the future success of our business.

We assess skills and competencies regularly, recognising talent, performance and potential, and providing appropriate support and development opportunities.

The health and vitality of our people are prioritised and we offer support in relation to their wellbeing, so that our colleagues can perform to their best and achieve their full potential.

### New employee onboarding

We induct new employees into the business with an introduction to our company's culture, policies and procedures and safety protocols. The induction process is designed to ensure that all new employees have a solid foundation and understanding of our business and are equipped to work safely and effectively.

### **Apprentice, trainee and graduate programmes**

We offer regionally based graduate, apprentice and trainee programmes, for people at the start of their careers. We take a select number of graduates each year and provide them with support and training to participate across multiple departments and undertake a variety of tasks, while learning about their area of interest, the agriculture industry and our business.

Our apprenticeship and trainee programmes give the opportunity to build skills, gain on-the-job experience and achieve externally recognised qualifications.

### **Professional development**

We offer and support a wide range of professional development opportunities. We have a robust internal training programme that includes courses on technical skills, leadership, ethics, conduct and other key areas. One example of this was our safety leadership course for operational leaders ([see page 40](#)).

We also offer opportunities for our employees to attend external training programmes, conferences and events.

### **Performance management**

Our performance management programme is designed to provide our people with ongoing feedback on their performance as well as opportunities for goal setting and career development planning. We believe that regular feedback and coaching is essential for employee growth and development, and we provide our managers with the tools and training they need to effectively manage performance.

### **Mental health support**

Good mental health supports people to thrive in their life, work and relationships with others. In various locations around the world we provide free, confidential and easily accessible support and counselling. These services are provided by third-party providers and can be used for a range of personal and work-related issues.

### **Our progress in 2022**

In October 2022, we completed the acquisition of Gavilon, adding more than 1000 people to our workforce and over 110 sites across the US to our global network.

Following the acquisition, a major area of focus has been planning for the continued integration of Gavilon's employees into the Viterra network, which will continue through 2023.

Our integration programme covers a comprehensive induction process, including a bespoke welcome handbook to introduce the business and its broader culture and expectations, and training on our values, code of conduct and policies. Our SafeAgri programme will be a focus of the ongoing integration, through implementing our safety policies, processes and procedures as quickly as possible, and we are already engaging our new colleagues, from senior management to site employees, on our safety culture and what safety means to Viterra ([see pages 33 - 40](#)).

**28**

average hours of training per employee

**100%**

employees with performance and development reviews

### **Looking forward**

In 2023, Viterra launched a campaign showcasing our employees to highlight the critical value each of our colleagues play in the overall success of our business, as well as the value being part of our network offers them personally. The pilot project consisted of 10 video interviews with a diverse group of colleagues in our Rotterdam office, with the intention to roll this project out across other regions of the business.

Across each region, we continue to offer learning and development specific to our colleagues and the business' needs. These range from leadership coaching, business skills short courses, and opportunities to learn and collaborate across our global business.

## Health and safety



The health and safety of Viterra's people is our highest priority. We aim to be an industry leader in both health and safety outcomes. Our ultimate goal is for all our workplaces to be free from incidents and injuries.



**3** GOOD HEALTH AND WELL-BEING



## Why it matters

A safe and healthy working environment is essential to the long-term wellbeing of our people and the sustainability of our supply chains.



## Our approach

We concentrate on doing the things which make a positive impact on safety performance and improve our safety culture. The development of a culture where proactive reporting is not only an expectation of management but also of employees has been a constant focus across our entire business. A proactive approach enables us to identify and correct unsafe conditions or situations to help prevent any incident or injury.

Everyone who works for Viterra, both employees and contractors, is expected to take responsibility for their own safety, the safety of their colleagues and the communities in which we operate. Sharing this responsibility with all our people allows us to achieve our targets and longer-term objectives. We expect all management to demonstrate strong safety leadership, to make decisions consistent with our values and priorities, recognise and reward contributions and to hold their people accountable for safety performance.

We continually manage and reduce risk and harm through effective planning and integration of our global health and safety programme SafeAgri throughout our network. SafeAgri enables everyone in our business to focus on creating safer workplaces by applying business-wide standards, while retaining the flexibility to deal with local issues as necessary. We invest in strengthening our health and safety

systems and ensure that global advice on preventing harm in our workplaces is contemporary and available to all through our global intranet. We maintain effective management of catastrophic risks through the routine monitoring of critical controls.

Our relentless focus on continuous improvement is achieved through our improvement planning framework, which is integrated into our local business and capital expenditure planning. Each region or business develops an annual safety improvement plan, focused on the implementation of global objectives and programmes within their local setting. The execution of tailored actions in these annual plans contributes to global improvement targets as well as improving local risk factors that could cause injuries and incidents.

The monitoring of health and safety performance and emerging issues is the responsibility of our global sustainability committee. Standard health and safety reporting is conducted routinely and reported globally which allows each region and business to maintain full awareness of performance and trends. We also share all significant incidents, investigation outcomes and associated learning to build risk awareness across the network and allow for solutions to be applied to prevent incidents elsewhere.

## Planning for improvement

Viterra's health and safety approach continues to provide clear direction for the entire network, with local plans focused on achieving continuous improvement in defined health and safety outcomes.

We have three priority areas to provide consistent focus across the network, namely to:

- prevent catastrophic events
- eliminate fatal incidents
- reduce the frequency and severity of common injuries.

Our approach to health and safety continues to provide steady and sustained improvement through three key programmes:

- enhancing our risk management capabilities
- developing our safety culture
- ensuring consistent health and safety standards globally.

## Our health and safety targets

As we continue to develop our approach to achieving workplaces free from injuries and incidents we have expanded our key performance indicators (KPIs) and associated targets. The following targets remain critical to our success and have been consistent since we established our improvement roadmap in 2018:

- zero catastrophic events
- zero fatal incidents
- 50% reduction in total recordable injury frequency rate (TRIFR) over five years, using 2018 as the baseline.

In 2022 we added the following target, which will continue for 2023:

- 5% reduction in serious injury frequency rate (SIFR).

After a review of our progress by our global sustainability committee and a focus on continuous improvement in risk management we have introduced two new quantitative outcome targets:

- 95% minimum compliance with catastrophic risk management critical control performance
- 90% minimum compliance with SafeAgri protocol requirements.

## Our progress in 2022

**23%**

increase in proactive (near miss and hazard) reporting

**8%**

reduction in serious injury frequency rate (SIFR)

**37%**

increase in disabling injury severity rate (DISR)

**22%**

reduction in disabling injuries

**15%**

reduction in total recordable injury frequency rate (TRIFR)

**35%**

increase in the days impacted by injuries

**16%**

reduction in reported injuries to employees and contractors

**18%**

reduction in lost time injury frequency rate (LTIFR)

**72%**

increase in disability duration

**40%**

increase in the number of reported high potential risk incidents

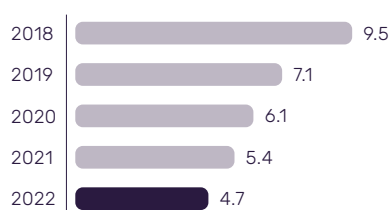
**9%**

reduction in serious injuries

By the end of 2022 we are pleased to report we have achieved our five-year ambition to reduce our TRIFR by 50% based on our 2018 performance baseline. We continue to make our workplaces safer. This achievement is one year earlier than our target, demonstrating the positive and effective integration of safety into every aspect of our network. This includes consolidation of Renova performance after the targets were established. It has confirmed our progress towards our ultimate aim of being the industry leader for health and safety outcomes.

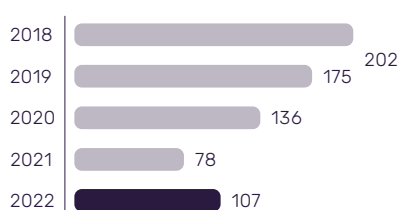
### Total recordable injury frequency rate (TRIFR)

**14.5%** reduction



### Disabling injury severity rate (DISR)

**37%** increase



We sadly report one fatality within our network in 2022 where a contractor lost their life while conducting unauthorised working at heights activities at one of our crush plants in Europe. We continue to work with applicable regulatory agencies and once investigations are complete we will identify and implement businesswide action if necessary.

We saw improvement in many of our health and safety performance measures through 2022. We achieved a reduction in negative events including total injuries, lost-time injuries, restricted work injuries and serious injuries. However, the severity of those injuries measured by the days impacted increased. Our analysis indicates this has been heavily affected by the remoteness of some of our locations and the ability in these places to effectively engage with medical support aligned with our stay at work approach to injury management.

We also experienced an increase in high potential risk incidents or serious near misses, which was partly due

to ever-improving reporting expectations and partly to an increase in contractor driver falls from vehicles and product-fire-related incidents. Each region or business has to respond to such local contributing factors within their safety improvement plans.

In 2022, we continued to see the positive impacts of our safety culture development programmes, with further improvement in proactive reporting of unsafe situations, unsafe conditions and near-miss incidents across the entire network. We continue to focus on the quality of reports from our employees as well demonstrating our commitment to safety by implementing corrective actions.

We have strengthened our SafeAgri programme with the creation of a new hazard protocol for drowning, to provide the business with minimum standards for managing risks associated with accessing bodies of water, a typical hazard at our port terminals and barging locations. We also published a guideline for machine guarding to provide guidance for how best to install effective guarding for equipment typical to our industry.

## Looking forward

Through 2023 we will continue to focus on our global improvement plan and to over-achieve against our stated ambition from 2019. We are focusing on integrating SafeAgri into our Gavilon business in the US and Mexico. There are opportunities to build on local safety programmes and improve safety outcomes for our new workforce in that part of our network. We anticipate there will be a negative impact on some performance indicators from the integration of Gavilon but expect, as with our recent Renova acquisition, we will see significant improvement as our approach to managing safety gains traction with the support and leadership of local management.

Our expanded health and safety targets are concentrated on further accelerating the effectiveness of our risk controls and providing sufficient governance. We will monitor these newly established targets and respond to any areas for improvement throughout 2023. These targets are designed to ensure we are effectively and continuously controlling catastrophic risks and to accelerate compliance with our SafeAgri requirements across all assets. We are also continuing our global catastrophic risk management assurance programme of second-party audits and conducting first-party audits globally for a number of our hazard protocols including fire risks, as a consequence of the increase in product-related fires in 2022.



## A focus on working at heights


Incidents and near-misses associated with work being performed at heights have reduced significantly since 2019 through the integration of SafeAgri across the network and local focused programmes. Through 2022 we continued to reduce risks associated with working off the ground across our network.

Integrating safety at the design stage is an effective means of risk control, and our SafeAgri working at heights protocol ensures that new builds or upgrades provide safe access for working at heights. Some examples of this application include the installation of service platforms to ensure newly installed conveying equipment at Winkler, Canada and our new storage facility in Portland, UK can be cleaned and maintained.

We have continued to invest in creating safe access for working at heights within and around buildings across many of our sites. Our Bodaczow crush plant in Poland has seen several upgrades to improve safe access for temperature monitoring and reduce the need to work off portable ladders. In Argentina, we are also re-engineering access to replace tall ladders with stairs.

Providing safe access to buildings for maintenance and hygiene activities is not the sole focus of our working at heights programme. For example, in our Montreal port terminal the local team worked together to improve vessel access and egress, having designed and then had constructed a mobile hydraulic gangway.

In addition to physical improvements we continue to invest in our employees and develop their risk management capabilities, ranging from formal training sessions to promotion campaigns, so that everyone has a full understanding of how to keep themselves and their colleagues safe when working at heights.





## Bowties used to manage catastrophic hazards

Within Viterra's SafeAgri programme we have identified a number of potentially catastrophic hazards applicable to our operating sites, namely dust explosion, vapour explosion, use of personnel lifts and bussing. Having adopted the bowtie methodology for assessing and controlling catastrophic risks, our operational sites have completed more than 400 bowtie risk assessments since the bowtie project commenced in 2019. This method for risk identification, analysis and management contains some basic elements: hazard, top event, threats, consequences, preventive controls and mitigating controls. By considering each of these elements managers can build a comprehensive and local understanding of each risk and what controls are required to mitigate and manage the risk.

Although the methodology was already in use in several regions some used a software solution to develop their bowties, while others used other methods. This made it hard to evaluate the quality of the bowties. Each region or country reported on the effectiveness of the critical controls without health and safety leaders able

to consistently validate the effectiveness of the controls with particular emphasis on the critical controls.

We have implemented a single global software solution which now consolidates the catastrophic risk management processes and critical control monitoring for improved governance of catastrophic risks.

Operations and health and safety team members from every region share the process of developing bowties for the catastrophic hazards faced in their operations, together with the monitoring and reporting of the effectiveness of the critical controls.

All catastrophic bowties were completed and approved by the relevant operations manager in 2022. Online surveys have been developed for each critical control to ensure their performance is routinely monitored and reported at frequencies determined by the operations. This monitoring in turns provides confidence that catastrophic risks are being effectively controlled.







### Advances in safety training through virtual reality simulators

Our grain handling business in Brazil has invested in innovative virtual reality simulators to give colleagues practical and engaging safety training in a realistic, yet completely safe environment.

The cutting-edge technology offers colleagues a unique and unparalleled training experience. Wearing 3D virtual reality glasses, they move through simulated industrial surroundings, encountering a range of potential safety hazards as they go. They can put their existing knowledge in to action, as well as learn new skills to better identify potential safety hazards in their everyday work.

This initiative supports the regular training programme conducted by shift leaders, which includes theoretical risk perception training, on-site safety walks and active discussion during each pre-shift meeting. It also allows our safety leadership team to gain greater insight into the current knowledge and behaviours of their teams, identifying areas where further training could be of value.

Since implementation of the virtual reality training, we are pleased to report a notable improvement in our colleagues' risk perception, alongside a reduction in our TRIFR. We plan to trial the training at other locations in our network in the future.





## Safety leadership training builds culture

We are continuing to build our safety culture with an emphasis on safety leadership.

In our Australian and New Zealand (ANZ) business we have developed a programme for operational leaders to have more effective safety conversations.

The programme focuses on the impact communication can have on safety performance and is designed to give leaders the skills to engage with employees to ensure they gain a better understanding of why safety is important, how it applies to them, and how they can influence others. An effective safety conversation can promote and praise positive safe behaviours identified in the workplace, expand understanding and help explore opportunities to make things safer.

The two-day courses were led by an organisational psychologist and coach with sessions about different types of safety conversations, when they should be used and how to make sure they are effective for everyone involved. Operational and maintenance leaders from across the network participated in the programme.

We received some great feedback on the course with attendees saying it has made a big difference in approaching safety conversations with greater confidence, being aware of how to have more positive and constructive conversations and learn from employees.

The training took place shortly before the busy harvest period and had an immediate impact. With many new people employed for the season it was especially important that leaders were able to communicate effectively around both safe and unsafe practices.

In 2022, every site across ANZ stopped operations for a safety meeting about the importance of

identifying hazards before commencing a task, and taking the time to remove the hazard or reduce the risk. This reinforced our message that safety is our business' most important measure of success, and no operational need comes before it.

In our Brazil Bioenergia business, a new safety workshop was introduced for site leaders where there had been safety incidents in the previous year. The event was conducted by the human resources (HR) coordinator and health, safety, environment and community (HSEC) manager, to reemphasise the health and safety priorities and targets, and how leaders can contribute to achieving an effective safety culture.

A selection of each site's serious injuries and high potential risk incidents from the last year were discussed, with participants analysing and reflecting how the situation and the individual's behaviour contributed to those incidents; and the importance of their role as leaders in maintaining a safe workplace culture.

Our global pre-task risk assessment tool, take 5 for safety, has been progressively rolled out across the business over a number of years.

Take 5 for safety was introduced into Viterra's North America business in 2022, with a focused launch campaign including several in-person sessions at our Canadian and existing US facilities. The sessions for all employees were attended by the executive management and environment, health and safety team members to reiterate the importance of this campaign and reinforce our obligations to personal safety. Remote training sessions were delivered online to all the other facilities across the local network. Our approach resulted in a positive response and strong uptake from employees.

# Environment



We aim to positively impact the environment wherever we operate and advance sustainability across our supply chains, from producer to end use customer.

**6** CLEAN WATER AND SANITATION



**7** AFFORDABLE AND CLEAN ENERGY



**11** SUSTAINABLE CITIES AND COMMUNITIES



**13** CLIMATE ACTION



**15** LIFE ON LAND



**17** PARTNERSHIPS FOR THE GOALS



## Why it matters

As the global population grows there is a rising demand for food, feed and renewable fuels. An increase in production puts pressure on the environment through agricultural expansion and consumption of precious natural resources.

As one of the world's leading agriculture networks, we play an important role in global commodity markets to meet this demand without affecting future generations.

## Our approach

Our commitment to operating sustainably and establishing Viterra as the sustainable network is an integral part of our business. We have an unrivalled ability to originate directly from producers and deliver low carbon products to customers through our traceable and quality-controlled network. For example, as one of the leading suppliers for feedstocks of biofuels globally, we enable our customers to transition towards lower carbon energy usage.

We support both the global United Nations Sustainable Development Goals (UNSDG) and the Paris Agreement climate targets and believe they can be achieved by working together through partnerships ([see page 27](#)).

Our approach to environmental stewardship is based on understanding the potential impacts of our operations and supply chain on the environment. In accordance with our health, safety, environment and community (HSEC) policy, we manage our impacts, maintain compliance as a minimum, and improve our environmental performance through our environmental improvement planning framework. This supports our aim to positively impact the environment wherever we operate and achieve sustainability along our supply chains.

All regions have local environment improvement plans focusing on short- and medium-term actions to drive improvement, aligned with our global objectives and targets. Progress on these plans is routinely reported and reviewed by the global sustainability committee, and material risks integrated into the enterprise risk register. Environmental incidents are reported and investigated through our HSEC incident management process, and all major incidents reported to the Board. For 2022, there were zero major environmental incidents.

### 2022 highlights

**10%**  
reduction in greenhouse gas (GHG) emissions intensity (scope 1 and 2)

**5%**  
reduction in fossil energy intensity

**1.6%**  
increase in renewable energy

**10%**  
reduction in water withdrawal intensity

**75.5%**  
traceable to origin soy sourced from South America

**Deforestation free**  
soy and palm oil timebound implementation plans published

**23%**  
increase in palm kernel expeller (PKE) sourced from suppliers with Roundtable on Sustainable Palm Oil (RSPO) and/or no deforestation, no peat and no exploitation (NDPE) policy

**100%**  
palm oil sourced from suppliers with RSPO membership

## Planning for improvement

Through 2022 we refreshed our global environmental strategy, focused on delivering the following three objectives:

### Improving our operational impacts

Reducing the impact of our own operations, including reducing the reliance on scarce natural resources such as water and fossil fuels, and working to minimise and prevent any impact on the local environment through emissions.

### Achieving sustainable agriculture networks

Working with our supply chains to increase responsible sourcing and improve traceability, delivering sustainable, lower carbon supply to our customers.

### Advancing our transparency and environmental, social and governance (ESG) credentials

Continue to be open with our stakeholders and confirm our commitment to ESG through global public ratings and transparent reporting.

## Climate change and decarbonisation

We understand the impact climate change can have on our sector – from changing weather patterns to shifts in growing seasons and yields, increased regulation, transition in technology and societal expectations.

To guide us on our pathway to decarbonisation, we have announced our ambition to become carbon net zero by 2050 for scope 1 and 2 emissions and set a medium-term emission reduction target. We are also working towards measuring our scope 3 emissions, in preparation for setting a target in 2024.

We want to be part of the solution to help tackle climate change. Some of the ways we are doing this are through:

- supply of feedstocks and renewable fuels, we facilitate our customers in transitioning towards lower carbon energy mixes
- our deforestation-free sourcing approach we are contributing to preserving biodiversity and limiting emissions from land use change
- working together with our producers to support sustainable agriculture and deliver low carbon commodities
- collaborating with peers and partners to accelerate action towards a 1.5°C climate pathway ([see page 27](#)).

### Meeting external frameworks

Viterra supports the Paris Agreement objectives and Intergovernmental Panel on Climate Change (IPCC) assessment of climate change science and through our climate change approach, we are contributing to the UNSDG 13: climate action.

To provide a structured approach to assessing, managing and disclosing on climate change, we have committed to align our reporting with the recommendations of the Task Force on Climate-related Financial Disclosures (TCFD) framework over a three-year period.

Further information on our progress this year is shown in the following table. We are strengthening our climate-related governance approach having established a carbon steering committee and Board ESG committee ([see page 20](#)), and set a scope 1 and 2 emission reduction target aligned with a well below 2°C pathway.

## Actions towards TCFD recommendations

TCFD element	Actions		
	Our progress	Next steps 2023	Looking forward 2024+
<b>Governance</b> Disclose the organisation's governance around climate-related risks and opportunities	Carbon steering committee established Board ESG committee established	Sustainable biomass policy development Integrate climate change into broader business decision making processes, including capital planning and key performance indicators (KPIs) Review and formalise governance of climate-related risks and opportunities, including integration into charters	Embed climate change into relevant governance structures Disclosure aligned with the recommendations of the TCFD
<b>Strategy</b> Disclose the actual and potential impacts of climate-related risks and opportunities on the organisation's businesses, strategy, and financial planning where such information is material	Commenced identification of physical and transition climate-related risks to the business	Analysis of our climate-related risks and opportunities under climate scenarios Disclosure of risk and opportunities for material trade flows	Disclose resilience of business model to climate change scenarios, including financial impacts where material Continued review of scenario assumptions and impact on business
<b>Risk management</b> Disclose how the organisation identifies, assesses and manages climate-related risks	TCFD gap analysis undertaken Climate-related risk introduced into enterprise risk register	Develop a methodology for annual monitoring of risks and opportunities and integrate into risk process	Annual disclosure of process applied for risk disclosure and resilience assessments
<b>Metrics and targets</b> Disclose the metrics and targets used to assess and manage relevant climate-related risks and opportunities where such information is material	Reporting and assurance of scope 1 and 2 emissions New 10-year reduction target established informed by technical analysis to align with a well below 2°C pathway	Set baseline and disclose material scope 3 emissions, with external validation Ongoing reporting and assurance of scope 1 and 2 emissions, and performance against target	Set reduction target for scope 3 emissions Ongoing reporting and assurance for scope 1, 2 and 3 emissions

## Climate risk and opportunities

Supported by an external consultant, we have commenced the identification of climate-related risks and opportunities, applying the TCFD framework. This has involved interviews with management across the business, complemented by drawing upon public sources from agriculture sector climate disclosures and academic research related to agriculture. The next steps will involve assessments of risks and opportunities with high potential impact and/or high degree of uncertainty associated with that impact, alongside identification of existing and desired risk mitigation activities. The process is guided and reviewed by the carbon steering committee.

Subject to further completion, classification and enhancement on the basis of planned risk management activities, the initial identification of climate change related risks is shown in the following table including examples from historic, ongoing or potential risk events.

TCFD category	Risk and/or opportunity	Description
<b>Transition</b>	risks related to the transition to a lower-carbon economy	
<b>Policy and legal</b>	Increased pricing of GHG emissions	Currently, a number of processing assets in EU and Canada are subject to emission trading schemes (ETS). The EU is expanding its scheme to include shipping to, from and within EU, which will bring our EU-related chartering activities into its scope. Further known developments include lowering of free allowances within EU ETS and Canadian legislation to increase carbon cost pricing. Other jurisdictions may introduce and/or expand similar carbon pricing schemes.
	Enhanced emissions reporting obligations	The EU Corporate Sustainability Reporting Directive (CSRD) will make GHG reporting mandatory for our EU-based operations. Other jurisdictions may introduce and/or drive further levels of granularity of GHG reporting for our local operations.
	Mandates on, and regulation of existing products and services	Our biofuels operations and trading activities could be subject to changes in policies, which may either promote usage of biofuels as a biogenic substitute to fossil fuels, or limit its usage on the basis of concerns of wider impact like competition of agricultural resources to produce food versus fuel.
<b>Technology</b>	Substitution of existing products and services with lower emission options	In the longer term, biofuels may face lower demand as electrification of transportation fleets lowers demand for liquid fuels.
	Unsuccessful investment in new technologies	Infrastructure changes at our processing facilities, as part of our decarbonisation efforts, may over time become superseded by more effective energy transition pathways given longer term payback times of such investments.
	Costs to transition to lower emissions technology	Procurement prices and/or opportunity cost of self-generated biomass as feedstock for our own renewable energy needs may increase as policies, peers and other industries result in increased demands for these feedstocks.
<b>Markets</b>	Changing customer behaviour opening new markets	Increasingly, retail-oriented corporate customers may seek lower carbon footprints of agricultural products procured from us.
	Increased cost of raw materials	Producers requiring higher prices for applying low carbon and regenerative agriculture practices.
<b>Reputation</b>	Shift in consumer preferences	Especially in western Europe, there may be a growing share of end consumers shifting to a vegetarian diet; this may increase demand for some food products but also lower demand for some feed products.
	Increased stakeholder concern or negative stakeholder feedback	Stakeholders may require more rapid or ambitious decarbonisation pathways, including deforestation-free sourcing.
<b>Physical</b>	risks related to the physical impacts of climate change	
<b>Acute</b>	Increased severity of extreme weather events such as cyclones, floods and droughts	Our sugarcane farming activities had increased levels of wildfires during droughts in 2021; floods and droughts may impact yields of our suppliers as well as our rail and barge transportation corridors; cyclones may impact crops and storage facilities.
<b>Chronic</b>	Changes in precipitation patterns and extreme variability in weather patterns	Some of our origination regions may see an ongoing shift in their yields or preferred type of crops, which may impact our origination activities.
	Rising mean temperatures	In the long term, the regions in which specific crops are grown may change, possibly requiring adaptation of our origination and handling activities.
	Rising sea levels	Some of our assets, like ports and processing activities which are near to sea, may require increased mitigation efforts to prevent flooding and adapt to higher sea levels.

## Emission reduction target and decarbonisation roadmap

### Scope 1 and 2 - our operations

In 2022, we announced our ambition to become carbon net zero by 2050 for scope 1 and 2 emissions, helping our progress towards improving the long-term sustainability of our own operations.

Our initial focus was on identifying and assessing scope 1 and 2 emission reduction opportunities to build our decarbonisation roadmap and guide our target setting. These are the GHG emissions from fuels we use in our assets (scope 1) and the emissions related to the steam and electricity we purchase (scope 2). Viterra is already a significant user of renewable energy sources, accounting for around half of the energy we use.

We used a structured process to qualify and quantify reduction opportunities in all the major material assets in our portfolio. A key focus was on decarbonisation pathways for the fuel used for heating our processing plants, which largely use natural gas.

Our emission reductions opportunity portfolio and trajectory were then independently reviewed across our five decarbonisation pillars:

- **Sourcing renewables:** increased renewable electricity purchases throughout our operations as well as options to use additional bio-energy at some European facilities.
- **Energy efficiency:** including heat recovery and reuse opportunities, air preheating, condensate optimisations and boiler tuning.
- **Evolving logistics:** in addition to simple electrification, options have been identified to apply biofuels from biomass residues produced at our farming operations.
- **Agri-based solutions:** sustainable biomass, primarily from residues of crops which we process in our facilities, already contribute to a significant share of our total energy mix. Further increasing usage of sustainable biomass, including redistributing to sites not having their biomass residues from our own operations.
- **Technology and innovation:** replacing our fossil-based steam solutions with waste steam from nearby industrial facilities or by electrification.

In determining our target, we took into account risk-based considerations of these opportunities, comparing their cost savings or increases against the potential cost of higher carbon levels. We will continue to evaluate these and other opportunities as technologies and energy markets progress.

Using 2022 data as the baseline, we have set a 25% intensity-based scope 1 and 2 reduction target, by 2032. This 10-year target has been informed by technical analysis to align with a well below 2°C pathway. The scope covers scope 1 and 2 (market based) emissions for assets under our operational control, including processing, farming, storage and handling, and port terminals. The intensity basis is by tonnes of production, excluding the volumes of product handled by our storage, handling and port facilities, as their volumes are many times larger than our production levels, but contribute only a fraction of our overall GHG emissions. Both our baseline and trajectory for the targets have been validated by external review.

The activities and actions to achieve these targets will be implemented over the next 10 years and are aligned within our decarbonisation pillars.

### Our decarbonisation pillars



#### Source renewables

Invest in green energy sourcing, assets and storage



#### Drive efficiency programmes

Optimise operations and energy use



#### Evolve logistics

Adapt to low-carbon transport networks



#### Develop agri-based solutions

Pursue bio-based green energy and low carbon fuels



#### Reduce and remove carbon with technology and innovation

Explore and develop new energy and low-carbon solutions



In support of our new emissions reduction target, we will also continue to embed our reduction ambitions throughout the governance of our business. We are including carbon-emission assessments and internal cost-of-carbon into our capital budget decision-making process, and have integrated carbon emission-based metrics into annual remuneration incentive schemes. A major contributor to our decarbonisation roadmap is our agri-based solutions pillar, through utilising sustainable biomass residues – a by-product from some of our processing operations – for energy. In the year ahead, we will develop a sustainable biomass policy to govern our ongoing usage of biomass. We will keep this policy and our decarbonisation target under review with the potential to become more ambitious as regulations, availability, accounting and reporting practices regarding usage of biomass for energy purposes and other technologies develop over time.

### About our baseline

Our new 2022 baseline for scope 1 and 2 emissions has been expanded in boundary to include farming activities\*, storage and handling, port terminals and includes recent acquisitions like Gavilon, as per our environmental reporting standard to include the

impact of mergers, acquisitions and divestments in our baseline. Greenfield developments, expansions of existing facilities and closures of facilities will not lead to restatements of our baseline.

### Scope 3 – our supply chain

Around a quarter of the world’s GHG emissions are attributed to food production, and we know the agriculture sector has a responsibility to be part of the solution to climate change. Collaboration and partnerships within the sector are critical to accelerating climate action.

Operating a network that connects producers and end-use customers, Viterra is in a unique position to help drive change. We are actively working with customers, suppliers, researchers and industry bodies to progress sustainable agriculture opportunities.

We have begun to assess and measure our scope 3 emissions and will establish a reduction target based on science in 2024, including emissions from the land-use change component in line with our COP27 commitment ([see page 51](#)).

## Scope 3 approach

2022

2023

2024

1. <b>Scope</b>	2. <b>Measure baseline</b>	3. <b>Decarbonisation roadmap</b>	4. <b>Set target</b>	5. <b>Disclosure</b>
Undertake GHG inventory screening assessment; define boundaries, data sources, emission factors	Measure scope 3 baseline, including land use change (LUC) component	Identify emission reduction opportunities and decarbonisation roadmap with trajectory aligned with science	Third party validation of LUC component	Emissions, target and reduction roadmap disclosure

\*includes the usage of fertilisers and other farming inputs of our sugarcane farming operations.

## Sustainable shipping

We have our own vessel chartering operations for the seaborne transportation of a wide range of dry bulk commodities. Our chartering network covers the globe, visiting 340 ports across 68 countries.

Viterra is a signatory of the Sea Cargo Charter (SCC) which provides a global framework to promote consistent decarbonisation measurement in international shipping. All signatories' data is published annually by the Secretariat of the SCC. Viterra's inaugural disclosure via the SCC will be published in June 2023 and data assured by S&P Global.

Reporting through the SCC has provided insight into our climate alignment and the level of detail allows us to analyse how and in which segment of our portfolio we can have the required impact. With the accuracy of carbon intensity measurement, we can proactively take vessel emissions data into consideration in our chartering decision-making process.

The cooperation of our shipowner partners has been important in sharing the required data and it demonstrates the increasing awareness and momentum for decarbonisation in bulk shipping.

On an operational level we will continue to apply and further develop voyage optimisation tools, including a focus on port terminal turnaround times and monitoring our carbon intensity using the Energy Efficiency Operational Indicator (EEOI). This is calculated from the amount and type of fuel consumed, the distance travelled and the quantity of cargo transported. Our EEOI in 2022 was 8.34 gr CO<sub>2</sub>/Nm/mt cargo. Compared to last year, this figure now includes voyage charters and ballast voyages whilst not under our control, in accordance with the Sea Cargo Charter (SCC) reporting requirements.

We have also set up a decarbonisation working group to further understand initiatives in shipping that we may be able to adopt and integrate into our broader decarbonisation roadmap.

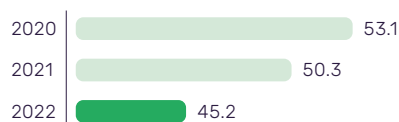
## Our progress in 2022

During 2022, we saw a 10% improvement in fossil GHG emission intensity across our processing and farming assets. Primarily this was the result of lower production levels of some product lines which have higher natural gas intensities, due to high natural gas prices during 2022, especially in Europe. In the short term, we may see a partial rebound of our emission intensities when European gas prices return to lower levels, which will encourage higher production levels at more energy-intensive activities of our European processing plants.

An increase in our sugarcane farming and milling activities in Brazil due to more favorable rainfall compared to last year also contributed to a corporate carbon intensity decrease – as our sugarcane mill is powered by the residues from its sugarcane input, its carbon intensity is low, and contributes to lower corporate carbon intensity the more its production increases.

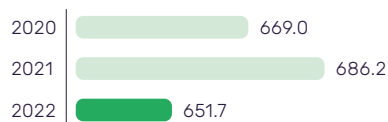
### Fossil greenhouse gas (GHG) emissions intensity (kg GHG/mt)\*

10.0% improvement



### Fossil energy intensity (MJ/mt)\*

5.0% improvement



\*Values exclude rice assets which were divested in 2022.

In addition to these production changes, a number of decarbonisation measures have been implemented through regional environmental improvement plans and our global review of processing plans in 2021 and 2022 which focused on easy-to-implement carbon reduction opportunities. These included our larger South American soy processing plant shifting to lower carbon back-up fuels and a European processing facility restarting its usage of sustainable woodchips instead of fossil fuels.

Finally, our intensity also decreased as the European and South American electricity grids continued to green their energy mixes. Our fossil fuel energy intensity improved by 5% as some of our Argentine and European processing plants put renewable electricity contracts into place ([see page 56](#)).

As a result, our share of renewable sourced energy improved by 1.6%.

## Looking forward

Building on our progress this year, we will continue to embed our reduction ambitions throughout the governance of our business, and implement decarbonisation opportunities to contribute towards our 10-year target. In the year ahead we will establish our scope 3 baseline and assess decarbonisation levers across our supply chain in preparation for setting a scope 3 target.

As we work towards aligning our disclosures with the TCFD and CSRD, we will be undertaking scenario analysis and developing our methodology for continued annual monitoring of climate-related risks ([see page 44](#)).

### Share of renewable energy (% of total energy)\*

**1.6%** improvement



## Responsible sourcing and traceability

We know responsible sourcing and traceability is central to monitoring the sustainability of our supply chains and enabling us to deliver quality-controlled, sustainable products to our customers.

We aim to source only from responsible producers and are improving the transparency and traceability of our supply chains. We bring together producers, transport providers, suppliers and customers, and use this network to drive changes in the industry so we can meet the increasing demand for sustainable products from customers without affecting future generations.

We use a stringent know your counterparty framework to screen suppliers and through our supplier code of conduct, we set expectations that require our suppliers to align with our standards, values, code of conduct and policies, including the commitment to no deforestation ([see pages 64 - 65](#)).

To strengthen our traceability capabilities throughout our network, our core business strategies focus on:

- **Increasing direct origination:** creating direct, effective partnerships with producers enables us to improve the traceability of our supply chain, and means we can deliver the quality-controlled, sustainable products that our customers require. This was boosted with this year's acquisition of Gavilon, the third largest storage and handling network in the US.
- **Digitalisation:** investment in technology to support responsible sourcing and improve efficiencies. This year, we have improved our geotechnical capabilities in South America with our implementation of the ArcGIS digital mapping system ([see page 56](#)). In Australia and Canada, further implementation of our customer relationship platform has allowed us to build closer working relations with producers, and identify further opportunities for collaboration. In Europe we expanded our Origination System Software package to improve automation, and implemented new metrics to track performance.

To support our responsible sourcing programme, we regularly procure certified products to meet specific customer needs and provide verification of sustainability credentials. Our sustainable financing agreements link our commitment to increasing our share of certified volumes to sustainability performance targets ([see page 25](#)).

Our certification portfolio includes:

- International Sustainability and Carbon Certification (ISCC)
- Biomass Biofuel Sustainability voluntary scheme (2BSvs)
- Better Cotton Initiative (BCI)
- Cotton made in Africa (CMiA)
- Round Table on Responsible Soy (RTRS)
- Control Union certified deforestation-free soybean meal
- Roundtable on Sustainable Palm Oil (RSPO)

### What is traceability?

Traceability is the ability to follow a product or its components through stages of the supply chain, from producer to customer.

### Why is it important?

Traceability increases supply chain visibility, improves quality control systems and reduces risk. Being able to trace the source of our supply enables us to understand, monitor and verify supply chain risks, such as deforestation or exploitation of human rights.

### How do we monitor traceability?

Being able to fully trace the source and supply of key agricultural commodities is not a simple process. We use a risk-based approach to determine the extent of our traceability. For example, for soy sourced from high-risk biomes we trace to the farm, while for lower risk biomes we monitor traceability-to-municipality. As demonstrated in the case study on developing traceability in Brazil ([see page 56](#)) we have been increasing our geospatial capability, using satellite imaging to build on our traceability progress and verify our sustainable sourcing criteria, such as non-deforestation.

## Collaborating to accelerate action

We are committed to ending deforestation, preserving biodiversity and reducing our reliance on scarce and limited resources, as well as meeting increasing government regulation and traceability requirements.


Agriculture is recognised as a significant contributor to GHG emissions and deforestation is a major cause of our sector's scope 3 emissions. We have pledged to end deforestation and conversion for soy from South America and palm oil globally by the end of 2025.

Since the COP26 climate conference we have been working with 13 other signatories from the agriculture sector to develop a roadmap to reduce emissions from land-use change, and the *Agriculture Sector Roadmap to 1.5°C* was launched as part of COP27 in Egypt.

As part of the roadmap commitment, we have published timebound implementation plans for both soy and palm oil, two sectors where commodity-driven deforestation increases carbon emissions and threatens local biomes.

The core components of our plans, to work towards meeting our commitments and transparently reporting on progress, are:

- **Governance:** how we govern our commitments and comply with legal requirements.
- **LUC and emission reduction:** our commitment to measuring, disclosing and setting a scope 3 emission reduction target, including for LUC.
- **Supply chain mapping and traceability:** demonstrating a robust approach to understanding and controlling the origins of materials in supply chains in order to determine compliance.
- **Monitoring and response:** details of the systems used to accurately monitor deforestation, combining geospatial information with supply chain information, along with response mechanisms to cases of non-compliance.
- **Verification and transparency:** details of third-party audits to verify reported traceable, deforestation-free volumes; and transparent progress reporting.



## Soy

Our sustainable sourcing plan for soy applies to all the soy we source in South America, both directly and indirectly. We have committed to achieve the target of deforestation and conversion-free soy supply chains in South America by the end of 2025.

The cut-off date which applies to this commitment is 31 December 2025, except where other regulation or commitment already applies, including:

- Amazon Soy Moratorium cut-off date of 2008
- EU Renewable Energy Directive biofuels cut-off date of 2008.

We source soybeans from Brazil, Argentina, Paraguay, Uruguay and Bolivia and supply both soybeans and soy derivatives to end-users around the world. We operate supply chains predominantly within Brazil and Argentina and have soy processing facilities in both countries. During 2022, our Renova processing facility achieved RTRS Chain of Custody accreditation. As a significant participant in South American soy value chains, we are well positioned to influence positive change with respect to deforestation and conversion of natural ecosystems in high-risk and low-risk soy sourcing areas.

We will achieve this through developing and implementing technology-based traceability monitoring to prevent product at risk of deforestation entering our supply chains (see page 56). We use geospatial imaging to monitor conversion for high-risk biomes. It allows for monitoring of soybean suppliers and their farms for deforestation, social and legal compliance.

Our soy traceability data has been independently assured by Control Union, with 75.5% traceable to origin soy sourced from South America achieved. This includes traceability to farm for high-risk biomes.

We will continue to increase the transparency of our performance towards our final 2025 objectives through annual progress reporting. As part of our accelerated ambition, this year we also revised our soy policy, which is available on our website.

Our deforestation-free commitment forms part of our decarbonisation roadmap and responsibilities related to climate action.

## Soy traceability for our origination programmes in South America

2.8% improvement



## Palm

The palm sector is also considered high-risk for deforestation and much work has been undertaken within the sector to address the environmental impacts of palm oil production. We have committed to achieve no deforestation and no peat palm oil supply chains by 2025.

We do not own any plantations, ports or crush facilities along the supply chain, but we aim to influence sustainability through our sourcing approach. The launch of our sustainable sourcing implementation plan was a significant milestone this year. We focus on procuring from suppliers that are members of the RSPO, and those that publicly commit to no deforestation, no peat and no exploitation (NDPE) principles and have processes established to meet their commitments. We have been a member of the RSPO for more than 10 years.

We are increasing traceability and conducting third party verification, alongside reporting under the NDPE Implementation Reporting Framework (a key reporting tool that monitors progress towards sustainability in the palm oil sector) and publishing our progress annually.

We will continue to increase the transparency of our performance towards our final objectives in 2025 through annual progress reporting.

In 2022, Viterro purchased 690,000 tonnes of palm kernel expeller (PKE), and 17,000 tonnes of palm oil from Indonesia and Malaysia. This was our second year of physical trading of palm oil, and we achieved a 14% improvement in traceability to mill to reach 100%. All of this supply was sourced from suppliers which are either a member of RSPO or have an NDPE policy, and for PKE 94% of suppliers by total purchase volume met this criteria, which is a 23% improvement compared to last year.

**Palm sourced from suppliers with Roundtable on Sustainable Palm Oil (RSPO) and/or no deforestation, no expansion on peat and no exploitation (NDPE) policy by total purchase volume**

**Palm kernel expeller (PKE)**

**23%** improvement



**Palm oil**

**100%** maintained



**Sustainability linked financing**

We have linked our sustainability performance targets for palm to financing. The targets are for sustainable sourcing of palm oil and PKE, a by-product of palm oil extraction that is used as feed for livestock. The targets cover non-deforestation and traceability (see page 25).

**Cotton**

Cotton agriculture presents both labour and environmental challenges. Due to the nature of the cotton supply chain, with a large proportion of small-scale producers in developing countries, we have limited visibility of production practices.

To address these challenges, this year we expanded our commitment towards a sustainable cotton supply chain, with the introduction of a new cotton sustainability performance target for Australia through promoting producer engagement with the BCI and purchasing BCI-certified cotton (see page 25).

We also continued to purchase BCI and CmiA certified cotton volumes globally, to promote sustainable practices. In 2022 we sourced 114,500 tonnes of certified cotton.

**Looking forward**

We will continue to implement our timebound sustainable sourcing plans and report our progress annually. In particular, we will be focusing on embedding our geospatial traceability capabilities, implementing our supplier code of conduct and assessing our scope 3 emissions from LUC.

## Resource efficiency

The availability of natural resources is critical for the agribusiness sector. We recognise that responsible use of resources is not only good for the environment, but also good for business, as it reduces costs and improves productivity. We treat water as a precious and finite shared resource, with high social, environmental and economic value, and we have an important role in its stewardship.

### Water

We have implemented a global water intensity reduction target since 2020, and each of our regions implement water efficiency initiatives to contribute to this goal. Planning and progress on these initiatives is monitored through our environment improvement planning framework.

Our water-related activities are regulated by relevant legislation in each jurisdiction and management plans are implemented at asset level. None of our facilities operate in high water scarce areas, as indicated by the World Resource Institute's Aqueduct platform. Since the divestment of our rice assets during 2022, our processing sites account for the majority of our water use.

Through the next years we plan to refresh our group-wide water risk assessment and management approach.

### Waste circularity

Viterra's operations are not a major creator of waste. As we operate a bulk commodity network, we use limited packaging and we maximise circularity, meaning that where possible we repurpose our waste either to energy, animal feed or soil conditioner. Our business model aims to prevent waste in our primary product streams and we are constantly looking for new external and internal purposes for residues and by-products of our crop processing and storage and handling activities.

Guided by our food and feed safety processes, superfluous or downgraded agricultural products which may originally have been intended for food purposes, may be requalified as feed.

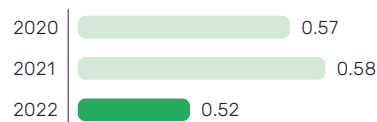
In our Brazilian sugarcane operations, bagasse, the solid residue from the sugarcane milling process, is used as the primary energy source of their mill. Recently, first amongst its peers, the sugarcane operations have obtained certification of enriched vinasse, a liquid residue of the milling process. This product is sold and used as a biobased fertiliser, replacing synthetic fertilisers.

### Our progress in 2022

We have restated our water withdrawal intensity following the divestment of our South American rice assets in the second quarter of 2022. Previously, water withdrawal for these rice assets heavily influenced our water withdrawal metric.

### Water withdrawal intensity (m<sup>3</sup>/mt)

**10.0%** improvement



On the basis of ongoing business, our water withdrawal intensity achieved a 10% reduction. This was primarily driven by higher rainfalls at our sugarcane farming operations, reducing the need to withdraw water for milling the sugarcane.

Following restrained supply in steam at a South American processing facility, less water withdrawal was needed to replenish water which would otherwise have been vented. At a European processing facility, an improved sewerage system reduced the need for water intake.

### Looking forward

We are undertaking alignment with evolving reporting standards such as the CSRD and based upon our risk and materiality assessments, we aim to improve our disclosure of relevant metrics for water and waste.





### Renewable diesel for port locomotive

We continue to identify and implement viable ways to lower emissions across our business including evolving our logistics. At Canada's largest port, a variety of low- and zero-emission fuels and technologies are being tested in support of the Vancouver Fraser Port Authority's goal to create a zero-emission port by 2050. These include the use of bio-diesel for ferries, electricity to power cranes and tractors and renewable diesel for patrol boats and trains.

As one of the companies participating in this initiative, we recently commenced a six-month trial of 100% renewable diesel on one of our locomotives in use at our Pacific Terminal. The trial, which is funded in part by the port authority and the province, aims to test the use of low-emission renewable diesel as a replacement for regular diesel.



### Reducing water use in our Brazilian sugar business

Viterra Bioenergia in Brazil has implemented a range of projects to modify the production process and minimise the consumption and capture of water used in the Rio Vermelho sugar processing plant. Such a reduction will reduce the volume of water taken from surface and underground sources.

We have made effective interventions to reduce water use through investment and modification such as:

- new systems to reuse surplus water coming from condensation during cooking and evaporation in washing systems
- installation of cooling towers for condensate cooling to harvest water at correct temperatures for other uses, cutting the amount of water used in the industrial process by half
- reducing the water used in the juice extraction process causing less loss by evaporation
- the regeneration of energy from the juice heating and cooling process
- recovery of continuous and intermittent boiler purges
- partial replacement of floor washing by dry cleaning with air blowers
- reduction of water in the sugar and alcohol manufacturing process
- replacement of the cooling of evaporation boxes from aspersion to exhausters.

As a result of these investments, we reached the industry's water consumption goal of 0.50 m<sup>3</sup>/tonne of crushed cane during the current 2022/23 harvest. Our efforts to minimise the consumption and capture of water and generation of effluents were recognised by the MasterCana Brazil 2022 Award, which values people and organisations who contribute to the technological and socioeconomic improvement of the Brazilian sugar-energy agribusiness.



### **Viterra Argentina and Renova increase use of renewable electricity**

As part of the company's global ambition to be carbon net zero by 2050, Viterra Argentina and Renova have signed a five-year agreement with YPF and Pampa Energía, who will provide renewable energy across several of our locations.

Through this agreement, more than 60% of the electricity purchased by Renova Timbúes and Quequén in the second half of 2022 originated from wind power. This represents a noteworthy milestone, considering that, with a surface of 300 hectares, Renova Timbúes is one of the largest soybean crushing plants in the world. Just last year, this facility broke the world-record monthly crushing volume, with over 952,000 tonnes.

This year, the transformation will continue with the reliance on renewable electricity at these facilities reaching 80%. The agreement will also expand in 2023 to include the Daireaux, Puerto Galván, Ingeniero White and Viterra Quequén plants.

By 2027, the savings will amount to 540,000 MWh of non-renewable energy, equivalent to the annual consumption of approximately 35,000 homes and a reduction of 162,000 tonnes of CO<sub>2</sub>, according to data provided by Cammesa, an Argentinian wholesale electricity market clearing company.

Initiatives such as this allow us to positively impact the environment and our local communities, while guaranteeing the continuous improvement of our operations.



### **Developing geospatial traceability capabilities in Brazil**

As part of our commitment to achieve deforestation and conversion free soy supply chains in South America by the end of 2025 we have implemented a geographic information system (GIS) in our Brazil business to capture, manage, analyse and display spatial data and to support traceability and transparency in our supply chain. GIS can play a crucial role in assessing environmental risks by providing spatial information and imagery that helps to identify areas with deforestation danger and monitor the impact of supply chain activities on forests.

This is possible through the registration of farm boundaries, aggregations sites and multiple social and environmental features in geospatial databases and their integration with the company's trading platforms and enterprise systems. Spatial data when linked with purchase contracts and invoices has the potential to ensure that the soy traded under origination contracts were not sourced from deforested areas. When we identify our supply chain to be at risk of deforestation through the geospatial data captured we will immediately take mitigating measures to prevent this soy from entering our supply chain.

We put in place the foundations for the system in 2021 with the acquisition of appropriate hardware and the licensing of ArcGIS resources, the development of a database of spatial information and new online functions to enable the integration with back office systems. This ensures that up-to-date information on traceability and sourcing can be shared safely among internal stakeholders to support purchasing decisions. A working group has championed the project with participants from across the business who interact with data and documents relevant to traceability. In the year ahead, we will focus on operating and continually improving the implemented traceability applications and tools, providing transparency and safeguarding Viterra's operations.

# Community



We support the sustainable, long-term development of the local communities in which we operate in, source from and supply.



2 ZERO HUNGER



15 LIFE ON LAND



## Why it matters?

We have a responsibility for the health, prosperity and sustainability of the communities where we source and operate and those which we supply. The long-term success of our business is reliant on these communities thriving. We are a major employer in many of the areas where we operate and we also take great pride in our role in ensuring a secure food supply, feeding people and animals around the world.



We recognise that communities add value to our business. They are the source of our employees and we would not be able to operate without the support of the many thousands of producers and local businesses that contribute to our success.

We have a focus on bringing social benefits to local communities by supporting many initiatives and projects that contribute positively to the wellbeing of the regions surrounding our operations and offices.

Since 2021, we have operated our Viterra Community Fund. The fund provides a structured and consistent approach to community investment, donations, gifts and sponsorships supplied by our operations and marketing offices at a local, country, regional and global level. The fund invests in the sustainability and development of local communities through the community development programme and contributions.

Community investments may be financial, in kind, or through staff volunteering their time, industry knowledge and skills. Contributions are subject to all applicable local laws and regulations, as well as Viterra's compliance rules, including alignment with our code of conduct, third party due diligence procedures and conflict of interest checks.

Smaller contributions are approved by our community investment committee, and larger contributions by the global sustainability committee. We monitor the benefits and outcomes achieved by the Community Fund's contributions and review multiyear investments periodically.

We have four investment areas:

- **Environmental care and preservation:** protecting and sustaining our environment
- **Capability building:** develop skills to strengthen our communities and improve livelihoods
- **Health improvement:** advancing health and wellbeing outcomes
- **Disaster relief:** supporting our communities impacted by both natural and humanitarian disasters.

In addition to supporting one of these investment areas, we seek for initiatives to align to our business strategy, sustainability focus areas and the United Nation's Sustainable Development Goals (UNSDG).

## Our approach

We contribute to the success of communities, local businesses and economies where we operate by employing people; purchasing commodities, goods and services; paying taxes; and through continued investment in our infrastructure.

Our health, safety, environment and community (HSEC) policy and procedures guide our approach to working with communities and stakeholders. Our approach is also governed through our code of conduct, and performance routinely reported through the global sustainability committee.

We seek to engage openly, transparently and inclusively with our communities and stakeholders, including listening to and working with anyone impacted by our operations. We have a range of ways to engage with stakeholders and proactively promote two-way communication and feedback ([see page 26](#)). We take all complaints seriously and we provide a range of channels including formal grievance mechanisms. We work to address stakeholders' concerns and minimise the impacts of our operations.

## Our progress in 2022

During 2022, Viterra supported a wide range of partnerships and contributed to a range of initiatives in the communities where we operate. Across the business, total reported investment was \$3 million, most of which supports education and health initiatives, with each region having discretion to contribute to activities in their local communities.

This year has seen a major investment in disaster relief in Ukraine with our partnership with the HALO Trust to facilitate their work clearing landmines from agricultural land ([see page 60](#)).

There were 33 minor community complaints related to our operations, majority relating to dust concerns. These were effectively managed and addressed locally.

### Looking forward

We will continue to engage the broad range of stakeholders who interact with our business. We will facilitate proactive engagement and maintain our formal grievance mechanisms to address any concerns related to our operations.

In our approach to community development and investment, we will coordinate a global approach within our Community Fund and investment areas for initiatives and needs to be identified and executed at a local level.



### Saving children's hearts in India

In India, nearly 200,000 children are diagnosed with congenital heart disorders every year and around a fifth of these require serious interventions in the first year from birth. Many of these children are from underprivileged backgrounds whose families cannot afford medical help.

In October 2022, Viterra India partnered with the Rotary Club of Bombay, part of the globally recognised foundation devoted to the ideal of fellowship through service, and pledged to undertake life-saving heart surgeries for children from newborn to 16 years.

This support aligns with the Viterra Community Fund health improvement investment area.

The surgeries began in November 2022 for infants, some of whom were as young as three days old. By January 2023, 34 paediatric heart surgeries and procedures had been completed successfully.





## Supporting landmine removal in Ukraine

Ukraine is one of the largest exporters of grains in the world and Ukrainian producers play a vital role in helping to feed the global population. However, large parts of the country's agricultural land has been contaminated with anti-tank mines and cannot be resown until they have been completely cleared.

The HALO Trust is the world's largest humanitarian landmine clearance organisation and is leading efforts to remove landmines and other explosives from farmland across Ukraine, protecting lives and re-establishing the livelihoods of those affected by conflict.

In 2022, Viterra provided a grant of \$2.5 million spread over five years to expand HALO's operations in Ukraine, allowing them to significantly strengthen their mechanical clearance capacity. The money is provided from Viterra's Community Fund under the disaster relief pillar and will enable agricultural land to be cleared more quickly. This will allow producers to return to their land and resume production of the agricultural products the world needs.

HALO will submit updates on progress every six months, the first in mid-2023. Reports will detail how Viterra's funding has been spent, operational achievements and key impact metrics for the reporting period, as well as case studies and photos. Notable milestones or achievements made possible through Viterra's support will also be highlighted when appropriate.





### Viterra collaborates on careers experience for young people

As a responsible business, we look for ways we can actively support and improve our local communities, which includes striving to offer equal opportunities to people from all backgrounds.

At our head office in the Netherlands, we have developed a partnership with JINC, a Rotterdam-based organisation dedicated to helping children from disadvantaged backgrounds gain experience and insight into the professional world. Children growing up in poverty often lack access to work experience and career advice through family members or acquaintances, and as part of our collaboration with JINC, we are creating opportunities for children between the ages of eight and sixteen to get career advice, interview training and other workbased experience.

As part of our initial collaboration, our accounting, information technology (IT), human resources (HR) and internal services departments were involved in several projects during the year, both out in the community and in our own office.

Our HR and trade departments took part in job interview training with third and fourth year students at Montfort College in Rotterdam to build students' confidence in the application and interview process and increase their job and internship prospects.

The training included exercises to develop communication skills including correct language, speed of speech and tone of voice, practice responses to common interview questions and show confidence and enthusiasm through body language.

We also invited a group students to the Rotterdam office for a flash internship, a fast-paced introduction to Viterra, organised by the facilities department. Students were given a tour of the office and introduced to key departments. Colleagues gave the students insight into their roles and work through various activities, including one-on-one interactions. Throughout the day, students participated in different tasks with each department, including registering invoices into the office supply system, and a simulation of an emergency in the office.

We are continuing our collaboration with JINC into a second school year.



## Forestation projects in India

Viterra India has been supporting two tree-growing projects to improve the environment in local communities.

The first is an afforestation initiative through the SayTrees Environment Trust where Viterra India colleagues worked with the trust to fund a 20,000 sapling plantation drive in two villages in the state of Maharashtra.

The aim of the drive was to increase the green cover outside the forest area by creating small dense green patches on common community land to improve soil health, biodiversity and community wellbeing.

During the project, 52 species of local and native tree saplings were planted using the Miyawaki method, a unique way to create dense urban forest cover on degraded land, which is based on natural forestation principles. The objective is to bring back lost flora and fauna and set-up an ecological balance, raising the water table slowly over time.

The forest becomes self-sustainable in two to three years and continues to grow as an ecosystem.

Other benefits include a reduction in greenhouse gas (GHG) emissions, preventing carbon loss from the soil, producing fodder and fuel wood, and providing employment and occupation to local communities, increasing their economic prosperity.

The second is an agroforestry project, which aims to restore degraded croplands and enhance livelihoods using a system of farming where trees are planted among crops and livestock, limiting the amount of carbon dioxide in the atmosphere by binding it to vegetation and soil. Trees in the agricultural landscape increase the soil's ability to capture and retain water and replenish the groundwater table.

The project is taking place in Melghat, one of the most underdeveloped areas of India, and Satara, both in the state of Maharashtra, and will last three years. It involved nearly 200 producers, cultivating 250 acres of land over which were planted 20,000 saplings.

Agroforestry is increasingly recognised as a land management system that can serve as a response to climate change adaptation and mitigation while addressing some of the many challenges that smallholder producers face, including decreased productivity and soil quality deterioration due to use of chemical fertilisers.

Benefits include increased productivity, lower usage of fertilisers and pesticides, year-round cultivation periods, decreased dependence on mono-farming and as a result income increases and producers' livelihoods are improved.



# Human rights



We are committed to upholding the human rights of people across our worldwide network.



**1** NO POVERTY



**8** DECENT WORK AND ECONOMIC GROWTH



## Why it matters?

We respect the dignity, liberty and equality of everyone who works in our business and along our supply chains, and all those in the communities in which we operate and from which we source our products.

## Our approach

Our goal is to uphold human rights wherever we operate around the world, by establishing and supporting policies and business processes that respect human rights throughout our network. These start with our code of conduct, and are supported by our human rights policy, diversity and health, safety, environment and community (HSEC) policies, modern slavery statement and our new supplier code of conduct.

We seek to avoid complicity in human rights abuses and to align our business practices with relevant international standards. Throughout our operations and supply chain we conduct our business in line with international conventions, including the International Labour Organization (ILO) and the United Nations Global Compact, whose principles cover human rights, labour, environment and anti-corruption.

Viterra employees globally receive annual training on the code. Code of conduct training is usually via an e-learning platform. Where employees are not easily able to access online training, we provide guidance in other ways including pre-shift general training and toolbox talks. Our compliance teams also give face-to-face training on our compliance policies and procedures to raise awareness about compliance risks related to particular functions. Employees responsible for ensuring the implementation of human rights also undergo further training aligned with international standards.

If anyone, at any level in Viterra or outside the company, comes across a situation in which our code of conduct, its underlying policies or the law has been breached, we expect them to raise their concerns. We have grievance mechanisms in place which can be used by our stakeholders. These include our Raising Concerns programme which offers a direct way to report concerns anywhere in the world as well as local systems at our operations.

We expect our suppliers and partners to share our commitment to ethical business practices and have implemented a robust know your counterparty framework to manage the key compliance risks associated with our business dealings. This framework sets out a risk-based assessment process, whereby we screen our business partners to identify and mitigate our exposure to potential money laundering, terrorism financing, corruption, bribery, sanctions and human rights violations. There is a global screening system in place and local checks can also be carried out.

The global sustainability committee reviews the business performance around human rights on a quarterly basis and reports directly to the Board of Directors.

Viterra is a member of various organisations and standards organisations ([see page 27](#)). Many of these organisations have specific standards regarding human rights, and membership is predicated on meeting these standards. These groups also provide opportunities for shared learnings and valuable insights to inform our response to human rights issues.

## Our progress in 2022

We had no reported human rights breaches in 2022. There were 43 concerns raised through our Raising Concerns programme in 2022, none of which related to human rights. All concerns were investigated by our compliance team.

Our suppliers are critical partners in what we do, and it is important that they share our values and aims. Our supplier code of conduct, which was finalised in 2022 and published in early 2023, defines our expectations for all suppliers in our supply chains with regard to ethical business practices, health and safety, food and feed safety, labour standards and human rights, the environment and local communities. It also demonstrates our ambition to influence our supply chains in a positive and ethical way and provides a framework for managing risks we identify as being associated with our network. It is based on internationally accepted standards, as well as our values, code of conduct and policies including our anti-corruption and human rights policies.

Our supplier code of conduct applies to any individual, organisation or company that provides, sells or leases materials, products or services directly to any company within the Viterra corporate group, including the farms and plantations from which our commodities are sourced. It reinforces to our customers and other stakeholders the value we place on operating sustainably through our network, improves transparency and ensures we can take the necessary steps to ensure the suppliers we work with uphold the same principles as Viterra.

Our supplier code of conduct is available on our global website.

We are taking a risk-based approach in implementing the supplier code of conduct. The first step is making suppliers aware of the code and working with them to share the same standards of how we operate responsibly and sustainably for the benefit of our customers, communities, employees and the environment as well as future generations. All suppliers working on a Viterra site must continue to comply with site-specific requirements.

We continue to publish annual modern slavery statements in accordance with the UK Modern Slavery Act 2015 and the Australian Modern Slavery Act 2018. The information published in the statement is provided as a consolidated description for the Viterra Group, except where information is identified as relevant to specific reporting entities within the group.


### Looking forward

Looking ahead we will work towards implementing our supplier code of conduct, with a particular focus on strengthening our human rights supplier due diligence process and refreshing our impact assessments.

### **Raising concerns programme**

Raising Concerns is Viterra's grievance and whistleblowing programme, which can be used by anyone. A link is available on our website. Through the online platform, concerns about potential wrongdoing within the company can be sent anonymously to our compliance team.

We believe that a strong culture of reporting strengthens the company and discourages misconduct. It allows us to intervene if things go wrong at an early stage and provides a safe way for people to raise an issue if they do not feel comfortable discussing it with their manager or compliance officer. We think it is also important that external people can raise a grievance as they might have knowledge about an issue at Viterra or along our supply chain that our personnel are not aware of.



## Food and feed safety



We fulfil a crucial role in providing agricultural commodities across the globe. As many of our products are ultimately used in the food or feed industry, we have an important responsibility to ensure that our products are safe.



**2** ZERO HUNGER



**1** NO POVERTY



**8** DECENT WORK AND ECONOMIC GROWTH



## Why it matters?


Viterra supplies products which are used as food or feed, or in the production of food and feed products. We have an important responsibility to make sure the products we supply are safe for consumption by humans and animals and for their intended use, in line with evolving rules and standards. Food and feed safety is heavily regulated in many countries we operate in and we must comply with all regulatory frameworks. Our approach aims to ensure our products are safe and we satisfy all required legislation.

Failure to properly manage food and feed safety within our business may result in us supplying products which may be potentially unsafe and even have serious adverse health effects – and this affects everyone’s right to safe food. It could also expose Viterra to legal liabilities including fines.

## Our approach

Our approach to food and feed safety includes wide-ranging quality management procedures so customers can confidently receive products from us knowing they are safe and suitable for their intended purpose. It is centred around the following:

- **Food and feed safety management systems and procedures:** throughout the business we have implemented food and feed safety systems which identify, classify and eliminate or mitigate food and feed safety hazards. These management systems meet or exceed requirements placed upon the business by regulators and certification bodies and are based on the Hazard Analysis and Critical Control Point (HACCP) methodology for identifying and mitigating food and feed safety risks.
- **Proactive monitoring:** we think about any possible contaminants or hazards that may be present in our products, consider the likelihood of them being present and the severity of the risk they pose and then develop analysis plans to detect them prior to delivery to our customers. We use high-quality laboratories, both in-house and third party to carry out the monitoring.



- **Training:** supplying safe products is an important responsibility for all Viterra employees. We conduct regular training to emphasise the importance of food and feed safety and ensure everyone is sufficiently well-informed of possible risks as well as our procedures and rules.
- **Certification:** we have achieved certification under numerous food and feed safety systems including GMP+, HACCP, IFS Food, ISO 22000:2018 and Food Safety Management Systems Certification (FSSC 22000). Third party annual audits ensure compliance with certification requirements.
- **Transparency:** we are committed to communicating transparently with all relevant stakeholders including governments, suppliers, trade associations and customers with a view to improving our food and feed safety management systems and contribute to improving the industry approach to food and feed safety challenges.

## Our progress in 2022

The key goal our food and feed safety management systems aim to achieve is to avoid serious food and feed safety incidents.

During 2022 we were successful in avoiding serious and catastrophic incidents. We did not engage in any recalls in 2022. All certification audits were successfully completed and all certifications maintained.

In a challenging environment where food and feed safety is increasingly relevant and legal requirements become more and more strict, we successfully delivered 102 million metric tonnes of food and feed products to our customers.

## Looking forward

So far our approach to food and feed safety has been mostly regional with teams in our key regions (Europe, North America, South America, Australia and New Zealand) managing their food and feed safety management systems with limited global oversight. In 2023, we will transition to a global approach with a globally applicable food and feed safety policy and centralised oversight across our business. This global approach will include harmonising certification across the business to meet or exceed industry standards.



### Food safety producer education

There are several factors that can mean grain deliveries fail to meet regulatory and/or customer requirements. Examples include overuse of pesticides or fertiliser, infestation and contamination from previous loads or other material contaminations. The fault may be detected at the inbound inspection, but sometimes it passes unnoticed until the storage or onward shipping stage, resulting in a significant contamination to resolve.

In Canada, we are working on a variety of industry informational campaigns intended to educate our producer customers about why food safety is important and how they can contribute to providing safe, quality food to consumers.

One such information campaign is Keep it Clean, which provides buyers and producers with tools and information to meet the requirements of our domestic and export customers. Producers are encouraged to follow the label for all crop protection products, store crops properly and to declare what they deliver.



### Testing for pesticide residues

Managing the risk of excessive residues of plant protection products – pesticides – is a key challenge for the agricultural industry, in particular the discrepancy between maximum residue limits (MRLs) in countries of origin versus countries of destination.

As the largest producer-facing network Viterra is in a unique position to collect information about the varying usage of pesticides in different growing regions. We can use our relationships to research which pesticides are used in the countries we export from so that we can supply the pesticide analysis laboratories with tailor-made lists of what is used where, which instruct the laboratories on the chemical compounds they should analyse.

We have rolled out lists for several countries which we have identified as high-risk for pesticide overuse including Brazil, Australia and Ukraine.



### Laboratory training for new refinery

In Foktö, Hungary, a new state-of-the-art vegetable oils refinery, in addition to our existing crude oil production facility, enables us to produce feedstock for renewable fuels as well as edible oil for human consumption. These are produced from a variety of oilseeds, including sunflower seeds, rapeseeds and soybeans, vastly expanding the services we can provide to our customers.

In preparation for the opening of new refined oil production, Viterra Hungary's quality management team participated in a training programme to help ensure the laboratory staff's skills were up to date.

We provided training for the Foktö and Magdeburg laboratory staff at our processing facility in Czech Republic, where the specialised team shared the latest knowledge of the laboratory control system needed for the production of refined oils, specifically refined rapeseed oil. The training included sensory analyses of refined fats, determination of acid number, peroxide value, phosphorus, calcium, magnesium and fatty acid composition.

The Foktö team also learned about the control of contaminants in the oils, the frequency of individual analyses and the laboratories that Viterra Czech uses for each type of contaminant.



# Key performance indicators (KPIs)

- Overview
- Our people
- Health and safety
- Environment
- Community
- Human rights
- Food and feed safety
- Other

Indicator	Definition	Formula	2020	2021	2022 <sup>1</sup>	New 2022 baseline <sup>2</sup>
<b>SAFETY</b>						
<b>Total recordable injury frequency rate (TRIFR) #</b>	The sum of: 1) workforce medical treatment injuries (MTIs) 2) workforce restricted work injuries (RWIs) 3) workforce lost time injuries (LTIs) and 4) workforce fatalities in relation to the total hours worked.	total number of recordable incidents x 1,000,000/total hours worked	6.12	5.44	4.65	
<b>Disabling injury severity rate (DISR) #</b>	The number of days lost for workforce LTIs and restricted days for workforce RWIs in relation to the total hours worked.	number of days lost or restricted x 1,000,000/total hours worked in a year	135.8	78.4	107.4	
<b>Total hours worked</b>	The sum of all hours worked during period by employees and contractors during on-premises working hours as well as during company-organised transportation to/from site.	hours/year				
<b>ENVIRONMENT<sup>4</sup></b>						
<b>TOTAL ENERGY</b>						
<b>Total absolute energy consumption #</b>	The sum of all direct and indirect energy from all sources, both renewable and non-renewable.	TJ	31,374	32,755	32,097	33,875
<b>Total energy consumption intensity #</b>	The sum of all direct and indirect energy from all sources, both renewable and non-renewable, related to total tonnes processed.	MJ/metric tonne (mt) processed	1,544.4	1,571.8	1,549.7	1,560.2
<b>TOTAL FOSSIL ENERGY</b>						
<b>Total absolute fossil energy consumption #</b>	Total absolute fossil energy consumption is the sum of all direct and indirect energy from non-renewable sources.	TJ	13,590	14,301	13,499	14,924
<b>Total fossil energy consumption intensity #</b>	The sum of all direct and indirect energy from non-renewable sources, related to total tonnes processed.	MJ/mt processed	668.96	686.24	651.73	687.34
<b>RENEWABLE ENERGY</b>						
<b>Total absolute renewable energy consumption #</b>	The sum of all direct and indirect energy from renewable sources, including consumption of biomass, energy from geothermic and generated electricity from solar, wind and hydro and the electricity or heat purchased from these renewable sources.	TJ	17,784	18,454	18,598	18,951
<b>Share of renewable energy #</b>	The percentage of our renewable energy consumption to our total energy consumption, as per above.	MJ renewable/ MJ total (%)	56.7%	56.3%	57.9%	55.9%

Indicator	Definition	Formula	2020	2021	2022 <sup>1</sup>	New 2022 baseline <sup>2</sup>
<b>TOTAL WATER WITHDRAWAL</b>						
<b>Total absolute water withdrawal #</b>	The sum of all water drawn from surface water, groundwater, sea water, drinking water or a third party for any use. Single-use cooling water is excluded from total water withdrawn. Due to immaterial contribution, water withdrawal from storage, handling and port facilities are not included.	million m <sup>3</sup>	11.51	12.11	10.84	11.10
<b>Total water withdrawal intensity #</b>	The sum of all water withdrawal as per above, related to total tonnes processed.	volume (m <sup>3</sup> ) of all sources per metric tonne processed	0.57	0.58	0.52	0.51
<b>TOTAL ABSOLUTE FOSSIL GREENHOUSE GAS (GHG) EMISSIONS</b>						
<b>Scope 1 and 2 location based - original calculation approach<sup>3#</sup></b>	Scope 1: all sources of energy consumed at our sites are included. GHGs monitored are CO <sub>2</sub> , CH <sub>4</sub> and N <sub>2</sub> O, applying the IPCC AR5 Global Warming Potential values. As per new 2022 baseline KPI, this also includes non-fuel GHG emissions from farming operations like on-site emissions from application of fertilisers, lime and urea. Fuel consumed by company cars is not included in scope 1.  Scope 2: the local grid emissions are applied, both to purchased electricity and purchased steam, as defined by IEA, eGrid USA and Environment Canada. Emissions are calculated as per the GHG Protocol, on the basis of the operational control approach.	thousand tonne CO <sub>2</sub> e	1,079	1,047	937	1,119
<b>Scope 1 and 2 location based - improved calculation approach<sup>3#</sup></b>	Scope 1: as above Scope 2 for purchased electricity: as above Scope 2 for purchased steam: steam supplier specific emission factors are applied	thousand tonne CO <sub>2</sub> e			819	1,001
<b>Scope 1 and 2 market based #</b>	Scope 1: as above Scope 2: the hierarchy of emission factors is applied as per the GHG Protocol, taking into account materiality and availability of auditable emission factor sources, as follows: 1) emission factor as per Guarantee of Origin or REC contract, if applicable 2) supplier specific emission factor - applied for purchased electricity at EU processing sites and for purchased steam 3) residual emission factor - applied for EU storage, handling and port facilities 4) grid emission factor as per scope 2 location based approach, for all remaining facilities	thousand tonne CO <sub>2</sub> e			805	987
<b>TOTAL FOSSIL GHG EMISSIONS INTENSITY</b>						
<b>Scope 1 and 2 location based intensity - original calculation approach<sup>3#</sup></b>	GHG emissions of our assets expressed in kg CO <sub>2</sub> e per mt processed, applying the scope 1 and 2 location based - original calculation approach as per above	kg CO <sub>2</sub> e/mt processed	53.09	50.26	45.24	51.53
<b>Scope 1 and 2 location based intensity - improved calculation approach<sup>3#</sup></b>	GHG emissions of our assets expressed in kg CO <sub>2</sub> e per mt processed, applying the scope 1 and 2 location based - improved calculation approach as per above	kg CO <sub>2</sub> e/mt processed			39.56	46.11
<b>Scope 1 and 2 market based intensity #</b>	GHG emissions of our assets expressed in kg CO <sub>2</sub> e per mt processed, applying the scope 1 and 2 market based as per above	kg CO <sub>2</sub> e/mt processed			38.86	45.47
<b>TRACEABILITY</b>						
<b>% soy traceability South America<sup>^</sup></b>	High risk biomes: % traceable to farm in South America. All other biomes: % traceable to municipality in South America.	% traceable to farm + % traceable to municipality in South America	63.3%	72.7%	75.5%	75.5%

Indicator	Definition	Formula	2020	2021	2022 <sup>1</sup>	New 2022 baseline <sup>2</sup>
<b>CHARTERING</b>						
<b>Energy Efficiency Operational Index (EEOI)</b>	Emissions from our dry-bulk activities are measured by the EEOI, and calculated in grams of CO <sub>2</sub> emitted per nautical mile sailed, per metric tonne of cargo moved. The EEOI indicates the operational efficiency of a fleet of transport vessels. In addition to previous years, the EEOI figure now contains voyage charters and ballast voyages whilst not under our control, in accordance with the Sea Cargo Charter (SCC) reporting requirements. This figure has been assured by S&P Global and reported through SCC.	gr CO <sub>2</sub> emission/ (nautical miles sailed x tonnes cargoed)	7.69	8.70	8.34	
<b>OTHER</b>						
<b>Total tonnes processed</b>	Total weight of processed raw materials including weight of further downstream processed intermediary products of processing assets under our operational control. Even for the new 2022 environmental KPI baseline, the intensity denominator excludes volumes handled from storage and handling and port activities as these activities have a significantly lower environmental intensity profile due to high volumes of product handled and low energy requirements.	mt				
<b>Applied method of registration</b>	All health and safety incidents notified are recorded and included in the calculation of the indicator. Employee hours worked are registered by time registration, contractual hours or estimated. Contractor hours are registered by invoice, time registration or estimated (in order of preferred and applied method when available). Environmental data are registered (in order of preferred and applied method) by 3rd party invoice, internal measurement, calculation or estimation.					
<b>Period</b>	Year of report from 1 January to 31 December.	Calendar years	2020, 2021, 2022			
<b>In scope</b>	All processing and farming assets under our operational control during the period, taking 100% of their values. For safety indicators (TRIFR and DISR) all storage and handling facilities are also included. As of 2019, all marketing offices with 10 or more persons are included into safety indicators as well. For the new 2022 environmental baseline, all storage and handling facilities are also included, as well as 2022 pre-acquisition data of facilities acquired since 2022. This refers in particular to Gavilon and Bahia Blanca crush (Argentina). For all environmental KPIs in all years, values of divested assets with material impact to any environmental KPI have been excluded and prior year data have been restated. This refers in particular to the rice assets in Argentina and Uruguay which have been sold in May 2022.					

<sup>1</sup> Value 2022 in line with previous year reporting.

<sup>2</sup> New 2022 baseline applies to environmental KPIs and includes new assets and all storage, handling and port facilities.

<sup>3</sup> Our original scope 2 location based reporting assumed grid emission factors for all purchased energy; electricity and steam alike. As GHG Protocol prescribes purchased steam to apply a supplier specific emission factor, this has been put in place for 2022 and onwards, through 'scope 1 and 2 location based - improved calculation approach'. For purposes of comparability and transparency, values of both the old and new approach are provided here for 2022. As from 2023, only values according to the new, improved scope 2 (location based) approach will be provided.

<sup>4</sup> Following the May 2022 divestment of our rice assets in Argentina and Uruguay, we have excluded their contribution to our environmental KPIs from 2020 baseline and onwards, on the basis of their material impact on our water withdrawal metric. These divested rice assets withdrew 106 million m<sup>3</sup> of water in 2020; 109 million in 2021 and 64 million in Quarter 1 2022.

# Data independently assured by Deloitte.

^ Data independently assured by Control Union.

# Assurance report of the independent auditor



Deloitte Accountants B.V.  
Wilhelminakade 1  
3072 AP Rotterdam  
P.O.Box 2031  
3000 CA Rotterdam  
Netherlands

Tel: +31 (0)88 288 2888  
Fax: +31 (0)88 288 9830  
www.deloitte.nl

## LIMITED ASSURANCE REPORT OF THE INDEPENDENT AUDITOR ON SUSTAINABILITY INFORMATION

To the shareholders and the Supervisory Board of Viterra Limited (“**Viterra**”)

### Our conclusion

We have reviewed the selected KPIs as included on pages 71-72 of the sustainability report for the year 2022 of Viterra based in Rotterdam as included in Appendix A (the “**Sustainability Information**”). A review is aimed at obtaining a limited level of assurance.

Based on the review procedures performed nothing has come to our attention that causes us to believe that the Sustainability Information has not been prepared, in all material respects, in accordance with the reporting criteria as specified by management in the sustainability report.

### Basis for our conclusion

We have performed our review of the Sustainability Information in accordance with Dutch law, including the Dutch Standard 3000A ‘Assurance-opdrachten anders dan opdrachten tot controle of beoordeling van historische financiële informatie (attest-opdrachten)’ (Assurance engagements other than audits or review engagements of financial statements (attestation engagements)). Our responsibilities under this standard are further described in the section ‘Our responsibilities for the review of the Sustainability Information’ of our report.

We are independent of Viterra in accordance with the ‘Verordening inzake de onafhankelijkheid van accountants bij assurance-opdrachten’ (VIO, Code of Ethics for Professional Accountants, a regulation with respect to independence). This includes that we do not perform any activities that could result in a conflict of interest with our independent assurance engagement. Furthermore we have complied with the ‘Verordening gedrags- en beroepsregels accountants’ (VGBA, Dutch code of ethics).

We believe that the assurance evidence we have obtained is sufficient and appropriate to provide a basis for our conclusion.

### Reporting criteria

The reporting criteria used for the preparation of the Sustainability Information are specified by management in the sustainability report. The Sustainability Information needs to be read and understood together with the reporting criteria. Viterra is solely responsible for selecting and applying these reporting criteria, taking into account applicable law and regulations related to reporting.

The absence of an established practice on which to draw, to evaluate and measure sustainability information allows for different, but acceptable, measurement techniques and can affect comparability between entities and over time.

Consequently, the Sustainability Information needs to be read and understood together with the reporting criteria used.

Deloitte Accountants B.V. is registered with the Trade Register of the Chamber of Commerce and Industry in Rotterdam number 24362853. Deloitte Accountants B.V. is a Netherlands affiliate of Deloitte NSE LLP, a member firm of Deloitte Touche Tohmatsu Limited.

2305848443/YW/1

# Deloitte.

## Unaudited and unreviewed corresponding information

We have not performed an audit or review on any sustainability information for 2021. Consequently, the corresponding sustainability information and thereto related disclosures for the period 2021 are excluded from the limited assurance scope.

## Responsibilities of the Management Board for the Sustainability Information

The management is responsible for the preparation of reliable and adequate Sustainability Information in accordance with these reporting criteria as included in the section 'reporting criteria', including the identification of stakeholders and the definition of material matters. Management is also responsible for selecting and applying the reporting criteria and for determining that these reporting criteria are suitable for the legitimate information needs of stakeholders, taking into account applicable law and regulations related to reporting. The choices made by management regarding the scope of the Sustainability Information and the reporting policy are summarized in the pages 5 and 71-73 of the sustainability report. Furthermore, the management is responsible for such internal control as it determines is necessary to enable the preparation of the Sustainability Information that is free from material misstatement, whether due to error or fraud.

Management is responsible for overseeing the sustainability reporting process of Viterra.

## Our responsibilities for the review of the Sustainability Information

Our responsibility is to plan and perform the review engagement in a manner that allows us to obtain sufficient and appropriate assurance evidence for our conclusion.

Procedures performed to obtain a limited level of assurance are aimed to determine the plausibility of information and vary in nature and timing from, and are less in extent, than for a reasonable assurance engagement. The level of assurance obtained in review is therefore substantially less than the assurance obtained in an audit.

We apply the 'Nadere voorschriften kwaliteitssystemen' (NVKS, Regulations for Quality management systems) and accordingly maintain a comprehensive system of quality control including documented policies and procedures regarding compliance with ethical requirements, professional standards and other relevant legal and regulatory requirements.

Our review included among others :

- Performing an analysis of the external environment and obtaining an understanding of relevant sustainability themes and issues, and the characteristics of Viterra.
- Evaluating the appropriateness of the reporting criteria used, their consistent application and related disclosures in the Sustainability Information. This includes the evaluation of the results of the stakeholders' dialogue and the reasonableness of estimates made by management.
- Obtaining through inquiries a general understanding of control environment, processes and information systems relevant to the preparation of the Sustainability Information in order to design assurance procedures that are appropriate in the circumstances, but did not obtain evidence about their implementation or test their operating effectiveness.
- Identifying areas of the Sustainability Information with a higher risk of misleading or unbalanced information or material misstatements, whether due to fraud or error.

2305848443/YW/2

# Deloitte.

- Designing and performing further assurance procedures aimed at determining the plausibility of the Sustainability Information responsive to this risk analysis. These procedures consisted amongst others of:
  - interviewing management and/or relevant staff at corporate and local level responsible for the sustainability strategy, policy and results;
  - interviewing relevant staff responsible for providing the information for, carrying out internal control procedures on, and consolidating the data in the Sustainability Information;
  - performing an analytical review of the data and trends in the information submitted for consolidation at corporate level;
  - determining the nature and extent of the review procedures for the group components and locations. For this, the nature, extent and/or risk profile of these components are decisive. Based thereon we selected the components and locations to request supporting documents. These procedures are aimed at, on a local level, validating source data and evaluating the design of internal controls and validation procedures;
  - obtaining assurance evidence that the Sustainability Information reconciles with underlying records of Viterra;
  - reviewing, on a limited test basis, relevant internal and external documentation.
- Evaluating the overall presentation and content of the Sustainability Information.
- Assessing whether the Sustainability Information complies with the applied reporting criteria as disclosed in the sustainability report.
- Considering whether the Sustainability Information as a whole, including the disclosures, reflects the purpose of the reporting criteria used.

We communicate with the Supervisory Board regarding, among other matters, the planned scope and timing of the review and significant findings that we identify during our review.

Rotterdam, May 12, 2023

Deloitte Accountants B.V.

Signed on the original: J.A. de Bruin

2305848443/YW/3



1  
 May 12, 2023  
 2305848443/YW

### Appendix A – Overview of the selected KPIs in the sustainability report 2022

KPI	Definition	Boundary/ Scope	New 2022 Baseline Boundary/Scope
Total recordable injury frequency rate	The total recordable injury frequency rate (TRIFR) - is the sum of: 1. Workforce MTIs (medical treatment injuries). 2. Workforce RWIs (restricted work injuries). 3. Workforce LTIs (lost time injuries). 4. Workforce fatalities. in relation to the total hours worked.	Processing, Farming, Storage & Handling, Ports, offices (excluding small offices and acquisitions)	Processing, Farming, Storage & Handling, Ports, offices (excluding small offices and acquisitions)
Disabling injury severity rate	The disabling injury severity rate (DISR) is the number of days lost for workforce LTIs (lost time injuries) and restricted for workforce RWIs (restricted work injuries) in relation to the total hours worked.	Processing, Farming, Storage & Handling, Ports, offices (excluding small offices and acquisitions)	Processing, Farming, Storage & Handling, Ports, offices (excluding small offices and acquisitions)
Total absolute energy consumption	The sum of all direct and indirect energy from all sources, both renewable and non-renewable.	Processing, Farming	All Processing, Farming, Ports, Storage & Handling sites and acquisitions
Total energy consumption intensity	Total energy consumption intensity is the sum of all direct and indirect energy from all sources, both renewable and non-renewable, related to total tonnes processed.	Processing, Farming	All Processing, Farming, Ports, Storage & Handling sites and acquisitions
Total absolute fossil energy consumption	Total absolute fossil energy consumption is the sum of all direct and indirect energy from non-renewable sources.	Processing, Farming	All Processing, Farming, Ports, Storage & Handling sites and acquisitions
Total fossil energy consumption intensity	The sum of all direct and indirect energy from non-renewable sources, related to total tonnes processed.	Processing, Farming	All Processing, Farming, Ports, Storage & Handling sites and acquisitions
Total absolute renewable energy consumption	The sum of all direct and indirect energy from renewable sources, including consumption of biomass, energy from geothermal and generated electricity from solar, wind and hydro and the electricity or heat purchased from these renewable sources.	Processing, Farming	All Processing, Farming, Ports, Storage & Handling sites and acquisitions

KPI	Definition	Boundary/ Scope	New 2022 Baseline Boundary/Scope
Share of renewable energy	The share of renewable energy includes consumption of biomass, energy from geothermic and generated electricity from solar, wind and hydro and the electricity or heat purchased from these renewable sources. This number is a percentage of our (Viterra's) total energy consumption.	Processing, Farming	All Processing, Farming, Ports, Storage & Handling sites and acquisitions
Total absolute water withdrawal	The sum of all water drawn from surface water, groundwater, sea water, drinking water or a third party for any use. Single-use cooling water is excluded from total water withdrawn. Due to immaterial contribution, water withdrawal from storage, handling and port facilities are not included.	Processing, Farming	Processing, Farming and acquisitions
Total water withdrawal intensity	The sum of all water withdrawal as per above, related to total tonnes processed.	Processing, Farming	Processing, Farming and acquisitions
Scope 1 and 2 location based - original calculation approach	Scope 1: all sources of energy consumed at our sites are included. GHGs monitored are CO <sub>2</sub> , CH <sub>4</sub> and N <sub>2</sub> O, applying the IPCC AR5 Global Warming Potential values. As per new 2022 baseline KPI, this also includes non-fuel GHG emissions from farming operations like on-site emissions from application of fertilisers, lime and urea. Fuel consumed by company cars is not included in scope 1. Scope 2: the local grid emissions are applied, both to purchased electricity and purchased steam, as defined by IEA, eGrid USA and Environment Canada. Emissions are calculated as per the GHG Protocol, on the basis of the operational control approach.	Processing, Farming	All Processing, Farming, Ports, Storage & Handling sites and acquisitions
Scope 1 and 2 location based - improved calculation approach	Scope 1: as above Scope 2 for purchased electricity: as above Scope 2 for purchased steam: steam supplier specific emission factors are applied.	Processing, Farming	All Processing, Farming, Ports, Storage & Handling sites and acquisitions



# Deloitte.

3  
 May 12, 2023  
 2305848443/YW

KPI	Definition	Boundary/ Scope	New 2022 Baseline Boundary/Scope
Scope 1 and 2 market based	<p>Scope 1: as above</p> <p>Scope 2: the hierarchy of emission factors is applied as per the GHG Protocol, taking into account materiality and availability of auditable emission factor sources, as follows:</p> <ol style="list-style-type: none"> <li>1) emission factor as per Guarantee of Origin or REC contract, if applicable</li> <li>2) supplier specific emission factor - applied for purchased electricity at EU processing sites and for purchased steam</li> <li>3) residual emission factor - applied for EU storage, handling and port facilities</li> <li>4) grid emission factor as per scope 2 location based approach, for all remaining facilities.</li> </ol>	Processing, Farming	All Processing, Farming, Ports, Storage & Handling sites and acquisitions
Scope 1 and 2 location based intensity - original calculation	GHG emissions of our assets expressed in kg CO <sub>2</sub> e per mt processed, applying the scope 1 and 2 location based - original calculation approach as per above.	Processing, Farming	All Processing, Farming, Ports, Storage & Handling sites and acquisitions
Scope 1 and 2 location based intensity - improved calculation approach	GHG emissions of our assets expressed in kg CO <sub>2</sub> e per mt processed, applying the scope 1 and 2 location based - improved calculation approach as per above.	Processing, Farming	All Processing, Farming, Ports, Storage & Handling sites and acquisitions
Scope 1 and 2 market based intensity	GHG emissions of our assets expressed in kg CO <sub>2</sub> e per mt processed, applying the scope 1 and 2 market based as per above.	Processing, Farming	All Processing, Farming, Ports, Storage & Handling sites and acquisitions

# Assurance report of the independent auditor



## Independent Assurance Statement

### Final report 2022

#### Results & conclusions

**Control Union concludes that Viterra can claim 75.5% of traceability.**

#### Scope

Year data: full year 2022

Metric: % traceable to farm in 3 High Risk biomes (Amazon, Cerrado, Gran Chaco) and to municipality in the rest of South America.

Commodity: soybeans originated from South America

Target defined by Viterra: Increase traceable-to-origin of soy sourced from South America by 2% annually.

Countries (South America): Brazil, Argentina, Paraguay, Bolivia, Uruguay.

#### Objective

The audit aimed to review how the KPI: % soy traceability South America was calculated for 2022, considering all the volumes reported and their supporting evidence.

#### Audit process

The current audit was performed in different instances to review the information with each responsible office. Local auditors were assigned for Brazil and Argentina, and they also reviewed what is compiled by the Viterra Head Office, in Rotterdam. The audit process was done remotely, with permanent contact with the persons assigned by Viterra.

Sampling rules were based on RTRS Accreditation & Certification procedure for Chain of Custody Certification and Internal Quality Manual from Associação Control Union Certificates.

Maria Clara Lissarrague  
Control Union Argentina  
08/05/2023

Felipe Savas Jacques  
Control Union Brasil  
08/05/2023

# Disclaimer

This document contains statements that are, or may be deemed to be, 'forward-looking statements' which are prospective in nature. These forward-looking statements may be identified by the use of forward-looking terminology, or the negative thereof such as 'outlook', 'plans', 'expects' or 'does not expect', 'is expected', 'continues', 'assumes', 'is subject to', 'budget', 'scheduled', 'estimates', 'aims', 'forecasts', 'risks', 'intends', 'positioned', 'predicts', 'anticipates' or 'does not anticipate', or 'believes', or variations of such words or comparable terminology and phrases or statements that certain actions, events or results 'may', 'could', 'should', 'shall', 'would', 'might' or 'will' be taken, occur or be achieved. Such statements are qualified in their entirety by the inherent risks and uncertainties surrounding future expectations. Forward-looking statements are not based on historical facts, but rather on current predictions, expectations, beliefs, opinions, plans, objectives, goals, intentions and projections about future events, results of operations, prospects, financial condition and discussions of strategy. By their nature, forward-looking statements involve known and unknown risks and uncertainties, many of which are beyond Viterra's control. Forward-looking statements are not guarantees of future performance and may and often do differ materially from actual results.

Neither Viterra nor any of its associates or directors, officers or advisers, provides any representation, assurance or guarantee that the occurrence of the events expressed or implied in any forward-looking statements in this document will actually occur. You are cautioned not to place undue reliance on these forward-looking statements which only speak as of the

date of this document. Other than in accordance with its legal or regulatory obligations, Viterra is not under any obligation and Viterra and its affiliates expressly disclaim any intention, obligation or undertaking to update or revise any forward-looking statements, whether as a result of new information, future events or otherwise. This document shall not, under any circumstances, create any implication that there has been no change in the business or affairs of Viterra since the date of this document or that the information contained herein is correct as at any time subsequent to its date.

No statement in this document is intended as a profit forecast or a profit estimate. This document does not constitute or form part of any offer or invitation to sell or issue, or any solicitation of any offer to purchase or subscribe for any securities. The making of this document does not constitute a recommendation regarding any securities.

The companies in which Viterra Ltd. directly and indirectly has an interest are separate and distinct legal entities. In this document, 'Viterra', 'the Group' and 'Group' are used for convenience only where references are made to Viterra Ltd. and its subsidiaries in general. These collective expressions are used for ease of reference only and do not imply any other relationship between the companies. Likewise, the words 'we', 'us' and 'our' are also used to refer collectively to members of the Group or to those who work for them. These expressions are also used where no useful purpose is served by identifying the particular company or companies.

Bringing producers  
and consumers together  
in a **world-leading**  
**agriculture network**

## Contact

Viterra  
Blaak 31, 3011 GA Rotterdam, Netherlands  
PO Box 1120, 3000 BC Rotterdam

T: +31 10 4044 400

F: +31 10 4129 635

[info@viterra.com](mailto:info@viterra.com)

Find out more at  
[viterra.com](https://www.viterra.com)

